



Epidemiology Unit Ministry of Health

231, De Saram Place, Colombo 10, Sri Lanka

Tele: (+94 11) 2695112, 2681548, 4740490, 4740491, 4740492 Fax: (+94 11) 2696583 E-mail: chepid@slt.net.lk, epidunit@slt.net.lk Web: www.epid.gov.lk

Coronavirus disease 2019 (COVID-19) - Situation Report – 31.03.2021– 10 a.m.

An outbreak of pneumonia of unknown reason was first reported on 31st December 2019 from Wuhan City in Hubei Province of China. On 7th Jan 2020, it was diagnosed as “Novel Corona Virus”. On 30/01, WHO has declared it as a Public Health Emergency of International Concern (PHEIC). On 11/02/2020 the WHO renamed the disease as COVID-19 and on 11/03/2020 declared as pandemic. The incubation period is reported as 2-14 days.

Patients identified in last 24H	
Total Confirmed	139
Returnees (+ close contacts) from other countries	Sri Lankans 10 Foreigners 4
Kandakadu Rehab. Center detainees and their contacts	0
Hospital samples (admitted with clinical signs/symptoms)	0
Sub clusters related to Peliyagoda cluster	118
Prison cluster	7

Details of COVID 19 diagnosed patients – Last 24H				
Number inward as at yesterday-10 am	COVID 19 Positive - last 24H	Discharged from the hospital - last 24H	Number of deaths - last 24H	Number inward as at today-10 am
2647	139	161	0	2625

Local Situation

Total Number Confirmed		92442
Imported Cases (Returnees from other countries)	Foreigners	207
	Sri Lankans	2655
Local Cases	Navy & their close contacts	950
	Kandakadu cluster & their close contacts	651
	Sub clusters related to Minuwangoda/Peliyagoda/ Prison cluster	87666
	Others	313

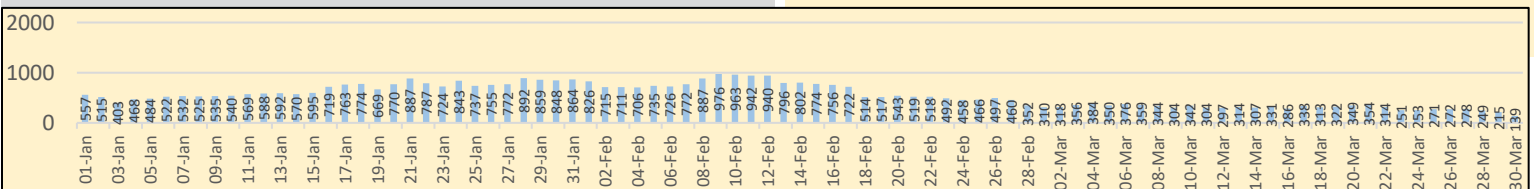
Total Number Confirmed	92442
Total Number Recovered	89251
Total Number of Deaths	566
Confirmed and hospitalized - today 10 am	2625



Suspected and hospitalized - today 10 am	353
---	------------

COVID-19 Total Vaccinated	913219
----------------------------------	---------------

Country	Cumulative Cases per 1 million population	COVID-19 deaths per 1 million population
Sri Lanka	4240	26
India	8675	117
Singapore	10305	5
Australia	1147	36
South East Asian Region	7233	108

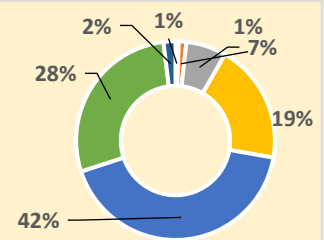
HEALTH DISTRICT	Count
COLOMBO	29750
GAMPAHA	18335
PUTTALAM	1236
KALUTARA	6649
ANURADHAPURA	622
KANDY	4194
KURUNEGALA	2599
POLONNARUWA	237
JAFFNA	788
RATNAPURA	2866
KEGALLE	1695
MONERAGALA	618
KALMUNAI	1289
MATALE	1054
GALLE	2468
AMPARA	323
BADULLA	1544
MATARA	1764
BATTICOLOA	588
HAMBANTOTA	723
VAVUNIA	419
TRINCOMALEE	539
NUWARAELIYA	1345
KILINOCHCHI	132
MANNAR	281
MULLATIVU	45
Note: Considered only the individuals who contracted the disease from the districts	



COVID 19 Deaths	566
	354
	212

Age distribution of deaths

- < 15
- 16 - 30
- 31 - 45
- 46 - 60
- 61 - 75
- 76 - 90
- >90



Number of COVID -19 suspected patients - 353						
Hospital	Total suspected up to			Today 10am		
	SL	Forei.	Total	SL	Forei.	Total
NIID	1345	76	1421	8	0	8
NHSL	31795	16	31811	3	0	3
TH Ragama	3947	5	3952	7	0	7
TH Karapitiya	1125	27	1152	4	0	4
TH A'pura	2687	2	2689	1	0	1
TH Kurun.	2072	1	2073	6	0	6
TH Jaffna	519	2	521	5	0	5
NH Kandy	1877	6	1883	10	0	10
TH Batti.	654	0	654	1	0	1
DGH Gampaha	1165	4	1169	1	0	1
DGH Negombo	2474	15	2489	17	0	17
TH Rathn.	1104	0	1104	3	0	3
PGH Badulla	506	2	508	6	0	6
LRH	479	0	479	0	0	0
DMH	2616	1	2617	3	0	3
DGH Polon'wa	2087	6	2093	6	0	6
TH Kalubowila	2007	5	2012	8	0	8
Castle St TH	806	0	806	0	0	0
BH Hambanthota	385	2	387	0	0	0
BH Mona'gala	628	0	628	2	0	2
BH Welikanda	69	1	70	0	0	0
DGH Kaluthara	1503	2	1505	1	0	1
Chest H. Welisara	2202	2	2204	24	0	24
Colombo East Base	312	0	312	5	0	5
G.H. Chilaw	7043	1	7044	12	0	12
G.H. Matara	241	2	243	0	0	0
KDU Hospital	13930	0	13930	64	0	64
G.H. Vavunia	359	0	359	3	0	3
B.H. Marawila	688	1	689	2	0	2
S.J.Pura TH	17845	2	17847	108	0	108
BH Theldeniya	149	0	149	3	0	3
BH Tangalle	92	1	93	0	0	0
NIMH	991	0	991	40	0	40
Total	Incorrect to total as transfers counts in both the institutions			353	0	353

Source: Epidemiology Unit, Disease Surveillance System

	Inward Today 10am			Discharged during last		
	SL	Forei	Total	SL	Foreig	Total
NIID	93	0	93	3	0	3
BH Welikanda	48	0	48	1	0	1
Iranawila Hospital	16	0	16	1	0	1
BH Minuwangoda	4	0	4	0	0	0
Colombo East Base Hospital	49	0	49	0	0	0
TH Anuradhapura	42	0	42	0	0	0
Neville P'do hospital	100	0	100	9	0	9
DGH Hambanthota	57	0	57	6	0	6
DH Rambukkana	0	0	0	0	0	0
Kamburugamuwa	13	0	13	0	0	0
Kathankudy Hospital	8	0	8	1	0	1
BH Theldeniya	24	0	24	1	0	1
BH Homagama	62	0	62	7	0	7
BH Galgamuwa	0	0	0	0	0	0
DH Abanpola	23	0	23	0	0	0
DH Lunawa	24	0	24	0	0	0
DH Ingiriya	7	0	7	0	0	0
DH Kosgama	16	0	16	7	0	7
DH Dankotuwa	35	0	35	0	0	0
DH Divulapitiya	47	0	47	5	0	5
DH Laggala Pallegama	70	0	70	4	0	4
DH Dompe	31	0	31	3	0	3
DH Pimbura	31	0	31	3	0	3
DH Karadiyanaru	3	0	3	0	0	0
DH Radawana	20	0	20	9	0	9
Ichchilampattu Hospital	27	0	27	4	0	4
DH Padiyathalawa	0	0	0	0	0	0
NHRD (Welisara)	14	0	14	0	0	0
DH Palamune	15	0	15	0	0	0
DH Udugoda	0	0	0	0	0	0
DH Narammala	18	0	18	2	0	2
DH Iththevana	2	0	2	1	0	1
DH Mathugama	6	0	6	0	0	0
DH Bandaragama	12	0	12	5	0	5
DH Nochchiyagama	18	0	18	0	0	0
DH Nawagamuwa	0	0	0	0	0	0
DH Bandarawela	0	0	0	0	0	0
DH Haguranketha	3	0	3	0	0	0
Army Hospital Panagoda	7	0	7	0	0	0
SLAF BH Katunayake	2	0	2	0	0	0
NIMH	7	0	7	1	0	1
Kandakadu treatment Centre	0	0	0	0	0	0
Gallela treatment Centre	0	0	0	0	0	0
Punani treatment Centre	0	0	0	0	0	0
Embilipitiya treatment Centre	119	0	119	13	0	13
Kahagolla treat. Centre	74	0	74	0	0	0
Samanalawewa treatment Centre	0	0	0	0	0	0
Rehabilitation Centre Ampara	17	0	17	0	0	0
Kahawatta treat. Centre	0	0	0	0	0	0
Wathupitiwela Treat. Centre	28	0	28	5	0	5
Bingiriya treat. Centre	66	0	66	16	0	16
Rambukkana treat. Centre	1	0	1	1	0	1
Polgolla treatment Centre	45	0	45	1	0	1
Yakkala treatment Centre	46	0	46	17	0	17
Kopai treatment Centre	333	0	333	0	0	0
Police training school Kalutara	0	0	0	0	0	0
Karandeniya treatment Centre	0	0	0	0	0	0
Panideniya treat. Centre	20	0	20	17	0	17
Darga town treatment Centre	15	0	15	0	0	0
BH Warakapola	115	0	115	13	0	13
Krishnapuram Treatment Center - Kilinochchi	73	0	73	0	0	0
Damba'eniya Treat. Centre	33	0	33	0	0	0
Hikkaduwa Treat. Centre	48	0	48	0	0	0
Weligama Treat. Centre	7	0	7	0	0	0
Giriulla Treat. Centre	48	0	48	2	0	2
Bidunwewa Treat. Centre	35	0	35	2	0	2
Koggala Beach Hotel	30	1	31	1	0	1
Hikkaduwa Super Corel-ICC	0	0	0	0	0	0
Habaraduwa treat. Centre	0	0	0	0	0	0