



Epidemiology Unit

Ministry of Health

231, De Saram Place, Colombo 10, Sri Lanka

Tele: (+94 11) 2695112, 2681548, 4740490, 4740491, 4740492 Fax: (+94 11) 2696583 E-mail: chepid@slt.net.lk, epidunit@slt.net.lk Web: www.epid.gov.lk



Coronavirus disease 2019 (COVID-19) - Situation Report – 30.8.2022 – 10 a.m

An outbreak of pneumonia of unknown reason was first reported on 31st December 2019 from Wuhan City in Hubei Province of China. On 7th Jan 2020, it was diagnosed as “Novel Corona Virus”. On 30/01, WHO has declared it as a Public Health Emergency of International Concern (PHEIC). On 11/02/2020 the WHO renamed the disease as COVID-19 and on 11/03/2020 declared as pandemic. The incubation period is reported as 2-14 days.

New Cases reported for the last 24 Hrs 70



Number inward/waiting to admit/home based as at yesterday- 10 am	COVID 19 Positive – last 24H	Discharged from the hospital /home– last 24H	Number of deaths reported – last 24H	Number inward/waiting to admit/home-based as at today-10 am
791	70	4	5	852

Local Situation

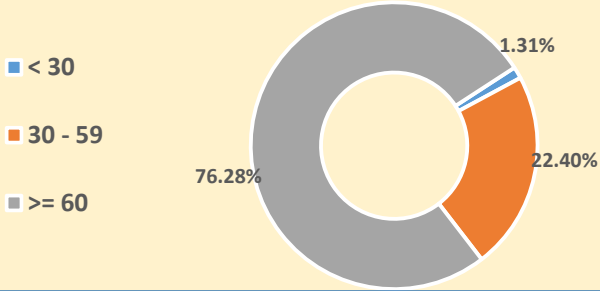
Total Number Confirmed		669819
Imported Cases (Returnees from other countries)	Foreigners	328
	Sri Lankans	7242
Local Cases	Navy & their close contacts	950
	Kandakadu cluster & their close contacts	651
	Minuwangoda Cluster	3059
	Fish Market\ Harbour Cluster	82785
	Prison cluster	9154
	New Year Cluster	483090
	From January 1 st 2022 to date	82247
	Others	313

Total Number Confirmed	669819
Total Number Recovered	652275
Total Number of Deaths	16692
Hospitalized/waiting to admit/ home-based – today 10 am	852
Suspected – today 10 am	48

COVID-19 Vaccination				
AstraZeneca Vaccine				
1st dose				1,479,631
2nd dose				1,418,593
Sinopharm Vaccine				
1st dose				12,049,663
2nd dose				11,184,612
Sputnik V				
1st dose				159,110
2nd dose				155,812
Pfizer				
1st dose				2,617,395
2nd dose				1,027,357
1st Booster dose				8,083,852
2nd Booster dose				159,428
Moderna				
1st dose				804,801
2nd dose				787,361
**COVID-19 - PCR Positives				
District	1 st wave	2 nd wave	3 rd wave	Total
Colombo	174	32123	110795	143092
Gampaha	51	18483	96875	115409
Kalutara	72	6986	51596	58654
Kandy	19	5710	16671	22400
Kurunagala	30	3191	28343	31564
Galle	4	2645	43168	45817
Ratnapura	9	3654	20077	23740
Matara	4	1544	21762	23310
Matale	5	1214	14342	15561
Nuwara Eliya	2	1259	11077	12338
Kegalle	10	1770	11676	13456
Jaffna	16	1441	10883	12340
Badulla	4	1358	13284	14646
Puttalam	39	1024	14297	15360
Anuradhapura	31	820	14238	15089
Hambantota	3	710	19461	20174
Trincomalee	4	651	3730	4385
Monaragala	6	545	14731	15282
Polonnaruwa	10	475	4775	5260
Ampara	9	498	13567	14074
Kalmunai	18	1296	3912	5226
Batticaloa	1	699	9184	9884
Vavuniya	2	623	3040	3665
Mullaitivu	0	278	2008	2286
Kilinochchi	0	250	9776	10026
Mannar	0	379	2148	2527

COVID 19 Deaths	16692
	9418
	7274

Age Distribution of Deaths



Number of COVID -19 suspected patients reported for the last 24 hours 48

Hospital	Today 10am		
	SL	Forei.	Total
NIID	0	0	0
NHSL	5	0	5
TH Ragama	15	0	15
TH Karapitiya	18	0	18
TH A'pura	0	0	0
TH Kurun.	0	0	0
TH Jaffna	0	0	0
NH Kandy	0	0	0
TH Batti.	0	0	0
DGH Gampaha	5	0	5
DGH Negombo	0	0	0
TH Rathn.	0	0	0
PGH Badulla	0	0	0
LRH	0	0	0
DMH	0	0	0
DGH Polon'wa	0	0	0
TH Kalubowila	0	0	0
Castle St TH	0	0	0
BH Hambanthota	0	0	0
BH Mona'gala	0	0	0
BH Welikanda	0	0	0
DGH Kaluthara	1	0	1
Chest H. Welisara	0	0	0
Colombo East Base Hospital	0	0	0
G.H. Chilaw	0	0	0
G.H. Matara	0	0	0
KDU Hospital	0	0	0
G.H. Vavunia	0	0	0
B.H. Marawila	1	0	1
S.J.Pura TH	0	0	0
BH Theldeniya	0	0	0
BH Tangalle	0	0	0
NIMH	3	0	3
Total	48	0	48

