



Epidemiology Unit Ministry of Health

231, De Saram Place, Colombo 10, Sri Lanka

Tele: (+94 11) 2695112, 2681548, 4740490, 4740491, 4740492 Fax: (+94 11) 2696583 E-mail: chepid@slt.net.lk, epidunit@slt.net.lk Web: www.epid.gov.lk

Coronavirus disease 2019 (COVID-19) - Situation Report – 28.06.2021– 10 a.m.

An outbreak of pneumonia of unknown reason was first reported on 31st December 2019 from Wuhan City in Hubei Province of China. On 7th Jan 2020, it was diagnosed as “Novel Corona Virus”. On 30/01, WHO has declared it as a Public Health Emergency of International Concern (PHEIC). On 11/02/2020 the WHO renamed the disease as COVID-19 and on 11/03/2020 declared as pandemic. The incubation period is reported as 2-14 days.

Patients identified in last 24H		
Total Confirmed		1867
Returnees (+ close contacts) from other countries	Sri Lankans	100
	Foreigners	0
New Year Cluster		1754
Prison cluster		13

Details of COVID 19 diagnosed patients – Last 24H				
Number inward as at yesterday-10 am	COVID 19 Positive – last 24H	Discharged from the hospital – last 24H	Number of deaths reported – last 24H	Number inward/waiting to admit as at today-10 am
29848	1867	2251	39	29425

Local Situation



Total Number Confirmed		253618
Imported Cases (Returnees from other countries)	Foreigners	328
	Sri Lankans	5117
Local Cases	Navy & their close contacts	950
	Kandakadu cluster & their close contacts	651
	Minuwangoda Cluster	3059
	Fish Market\ Harbour Cluster	82785
	Prison cluster	7001
	New Year Cluster	153414
Others		313

Total Number Confirmed	253618
Total Number Recovered	221249
Total Number of Deaths	2944
Hospitalized/waiting to admit – today 10 am	29425

Suspected and hospitalized – today 10 am	1094
---	-------------

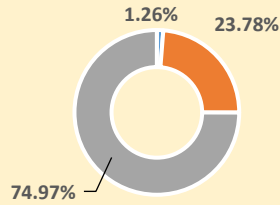
COVID-19 Vaccination	
Covishield Vaccine	No
1 st Dose	925242
2 nd Dose	372899
Sinopharm Vaccine	
1 st Dose	1565521
2 nd Dose	513195
Sputnik V	
1 st Dose	114795
2 nd Dose	14425

District	1 st	2 nd	3 rd	Total
Colombo	174	32123	28645	60942
Gampaha	51	18483	25904	44438
Kalutara	72	6986	21042	28100
Kandy	19	5710	7465	13194
Kurunagala	30	3191	10437	13658
Galle	4	2645	8334	10983
Ratnapura	9	3654	6881	10544
Matara	4	1544	4596	6144
Matale	5	1214	3745	4964
Nuwara Eliya	2	1259	5379	6640
Kegalle	10	1770	3244	5024
Jaffna	16	1441	3385	4842
Badulla	4	1358	3767	5129
Puttalam	39	1024	3210	4273
Anuradhapura	31	820	2691	3542
Hambantota	3	710	2285	2998
Trincomalee	4	651	2258	2913
Monaragala	6	545	1985	2536
Polonnaruwa	10	475	1687	2172
Ampara	9	498	1158	1665
Kalmunai	18	1296	568	1882
Batticaloa	1	699	1701	2401
Vavuniya	2	623	821	1446
Mullaitivu	0	278	724	1002
Kilinochchi	0	250	931	1181
Mannar	0	379	459	838

COVID 19 Deaths	2944
 1713	1713
 1231	1231

Age distribution of deaths

- < 30
- 30-59
- >=60



Number of COVID -19 suspected patients - 1094

Hospital	Total suspected up to now			Today 10am		
	SL	Forei.	Total	SL	Forei.	Total
NIID	1478	76	1554	7	0	7
NHSL	50160	16	50176	92	0	92
TH Ragama	7995	5	8000	46	0	46
TH Karapitiya	2967	27	2994	20	0	20
TH A'pura	4326	2	4328	20	0	20
TH Kurun.	4162	1	4163	7	0	7
TH Jaffna	1035	2	1037	12	0	12
NH Kandy	3041	6	3047	11	0	11
TH Batti.	1295	0	1295	60	0	60
DGH Gampaha	2400	4	2404	104	0	104
DGH Negombo	3602	15	3617	19	0	19
TH Rathn.	2269	0	2269	69	0	69
PGH Badulla	1354	2	1356	9	0	9
LRH	811	0	811	18	0	18
DMH	2981	1	2982	14	0	14
DGH Polon'wa	3549	6	3555	4	0	4
TH Kalubowila	10261	5	10266	8	0	8
Castle St TH	1465	0	1465	11	0	11
BH Hambanthota	393	2	395	0	0	0
BH Mona'gala	1101	0	1101	11	0	11
BH Welikanda	69	1	70	0	0	0
DGH Kaluthara	5008	2	5010	139	0	139
Chest H. Welisara	3180	2	3182	11	0	11
Colombo East Base	416	0	416	0	0	0
G.H. Chilaw	8942	1	8943	21	0	21
G.H. Matara	241	2	243	0	0	0
KDU Hospital	21200	0	21200	42	0	42
G.H. Vavunia	451	0	451	0	0	0
B.H. Marawila	1051	1	1052	4	0	4
S.J.Pura TH	36004	2	36006	171	0	171
BH Theldeniya	176	0	176	4	0	4
BH Tangalle	249	1	250	6	0	6
NIMH	1660	0	1660	154	0	154
Total	Incorrect to total as transfers counts in both the			1094	0	1094

Source: Epidemiology Unit, Disease Surveillance System

