



Epidemiology Unit Ministry of Health

231, De Saram Place, Colombo 10, Sri Lanka

Tel: (+94 11) 2695112, 2681548, 4740490, 4740491, 4740492 Fax: (+94 11) 2696583 E-mail: chepid@slt.net.lk, epidunit@slt.net.lk Web: www.epid.gov.lk

Coronavirus disease 2019 (COVID-19) - Situation Report – 28.04.2021– 10 a.m.

An outbreak of pneumonia of unknown reason was first reported on 31st December 2019 from Wuhan City in Hubei Province of China. On 7th Jan 2020, it was diagnosed as “Novel Corona Virus”. On 30/01, WHO has declared it as a Public Health Emergency of International Concern (PHEIC). On 11/02/2020 the WHO renamed the disease as COVID-19 and on 11/03/2020 declared as pandemic. The incubation period is reported as 2-14 days.

Patients identified in last 24H		
Total Confirmed	1111	
Returnees (+ close contacts) from other countries	Sri Lankans	15
	Foreigners	0
Kandakadu Rehab. Center detainees and their contacts	0	
Hospital samples (admitted with clinical signs/symptoms)	0	
Sub clusters related to Peliyagoda cluster	1079	
Prison cluster	17	

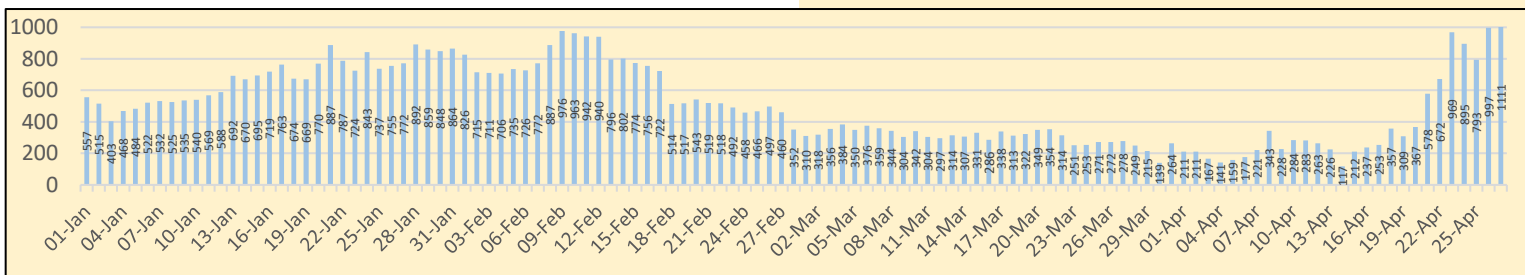
Details of COVID 19 diagnosed patients – Last 24H				
Number inward as at yesterday-10 am	COVID 19 Positive - last 24H	Discharged from the hospital - last 24H	Number of deaths - last 24H	Number inward as at today-10 am
6873	1111	227	8	7749

Local Situation

Total Number Confirmed		103487
Imported Cases (Returnees from other countries)	Foreigners	295
	Sri Lankans	3484
Local Cases	Navy & their close contacts	950
	Kandakadu cluster & their close contacts	651
	Sub clusters related to Minuwangoda/Peliyagoda/ Prison cluster	97794
	Others	313

Total Number Confirmed	103487
Total Number Recovered	95083
Total Number of Deaths	655
Confirmed and hospitalized - today 10 am	7749

Suspected and hospitalized - today 10 am	1041
---	-------------





COVID-19 Total Vaccinated	925242
----------------------------------	---------------

Country	Cumulative Cases per 1 million population	COVID-19 deaths per 1 million population
Sri Lanka	4747	30
India	12290	139
Singapore	10421	5
Australia	1163	36
South East Asian Region	9877	126

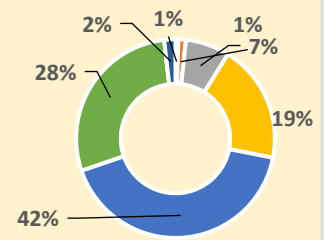
HEALTH DISTRICT	Count
COLOMBO	31893
GAMPAHA	19654
PUTTALAM	1565
KALUTARA	7312
ANURADHAPURA	720
KANDY	4446
KURUNEGALA	4107
POLONNARUWA	260
JAFFNA	1398
RATNAPURA	3152
KEGALLE	1759
MONERAGALA	788
KALMUNAI	1306
MATALE	1288
GALLE	2748
AMPARA	359
BADULLA	1581
MATARA	1911
BATTICOLOA	599
HAMBANTOTA	864
VAVUNIA	463
TRINCOMALEE	620
NUWARAELIYA	1518
KILINOCHCHI	147
MANNAR	299
MULLATIVU	67

Note: Considered only the individuals who contracted the disease from the districts

COVID 19 Deaths	655
	416
	239

Age distribution of deaths

- < 15
- 16 - 30
- 31 - 45
- 46 - 60
- 61 - 75
- 76 - 90
- >90



Number of COVID -19 suspected patients -1041						
Hospital	Total suspected up to			Today 10am		
	SL	Forei.	Total	SL	Forei.	Total
NIID	1377	76	1453	4	0	4
NHSL	41494	16	41510	17	0	17
TH Ragama	4337	5	4342	33	0	33
TH Karapitiya	1264	27	1291	13	0	13
TH A'pura	2851	2	2853	28	0	28
TH Kurun.	2395	1	2396	35	0	35
TH Jaffna	565	2	567	1	0	1
NH Kandy	2094	6	2100	41	0	41
TH Batti.	726	0	726	13	0	13
DGH Gampaha	1258	4	1262	6	0	6
DGH Negombo	2553	15	2568	8	0	8
TH Rathn.	1204	0	1204	17	0	17
PGH Badulla	639	2	641	24	0	24
LRH	493	0	493	2	0	2
DMH	2737	1	2738	3	0	3
DGH Polon'wa	2410	6	2416	15	0	15
TH Kalubowila	2295	5	2300	20	0	20
Castle St TH	829	0	829	0	0	0
BH Hambanthota	385	2	387	0	0	0
BH Mona'gala	727	0	727	15	0	15
BH Welikanda	69	1	70	0	0	0
DGH Kaluthara	1591	2	1593	12	0	12
Chest H. Welisara	2623	2	2625	29	0	29
Colombo East Base	331	0	331	15	0	15
G.H. Chilaw	7653	1	7654	16	0	16
G.H. Matara	6	2	8	0	0	0
KDU Hospital	16271	0	16271	253	0	253
G.H. Vavunia	372	0	372	2	0	2
B.H. Marawila	768	1	769	3	0	3
S.J.Pura TH	22234	2	22236	370	0	370
BH Theldeniya	170	0	170	2	0	2
BH Tangalle	99	1	100	4	0	4
NIMH	1165	0	1165	40	0	40
Total	Incorrect to total as transfers counts in both the institutions			1041	0	1041

Source: Epidemiology Unit, Disease Surveillance System

	Hospital distribution of COVID 19 diagnosed patients					
	Inward Today 10am			Discharged during last		
	SL	Forei	Total	SL	Forei	Total
NIID	140	1	141	8	0	8
BH Welikanda	117	0	117	2	0	2
Iranawila Hospital	51	0	51	1	0	1
BH Minuwangoda	42	0	42	8	0	8
Colombo East Base Hospital	93	0	93	2	0	2
TH Anuradhapura	105	0	105	12	0	12
Neville F'do hospital	307	0	307	18	0	18
DGH Hambanthota	229	0	229	5	0	5
DH Rambukkana	70	0	70	0	0	0
Kamburugamuwa	109	0	109	0	0	0
Kathankudy Hospital	56	0	56	0	0	0
BH Theldeniya	107	0	107	5	0	5
BH Homagama	128	0	128	5	0	5
BH Galgamuwa	0	0	0	0	0	0
DH Abanpola	30	0	30	5	0	5
DH Lunawa	83	0	83	13	0	13
DH Ingiriya	37	0	37	0	0	0
DH Kosgama	59	0	59	6	0	6
DH Dankotuwa	72	0	72	5	0	5
DH Divulapitiya	93	0	93	6	0	6
DH Laggala Pallegama	117	0	117	2	0	2
DH Dompe	39	0	39	0	0	0
DH Pimbura	57	0	57	5	0	5
DH Karadiyanaru	33	0	33	0	0	0
DH Radawana	24	0	24	17	0	17
Ichchilampattu Hospital	72	0	72	4	0	4
DH Padiyathalawa	0	0	0	0	0	0
NHRD (Welisara)	0	0	0	0	0	0
DH Palamune	74	0	74	0	0	0
DH Undugoda	88	0	88	0	0	0
DH Narammala	52	0	52	4	0	4
DH Iththepana	35	0	35	0	0	0
DH Mathugama	44	0	44	0	0	0
DH Bandaragama	34	0	34	0	0	0
DH Nochchiyagama	38	0	38	0	0	0
DH Nawagamuwa	29	0	29	0	0	0
DH Bandarawela	48	0	48	0	0	0
DH Haguranketha	28	0	28	0	0	0
Army Hospital Panagoda	6	0	6	0	0	0
SLAF BH Katunayake	20	0	20	0	0	0
NIMH	14	0	14	0	0	0
Galuwapokuna Treat. Centre	53	0	53	0	0	0
Kandakadu treatment Centre	0	0	0	0	0	0
Gallela treatment Centre	0	0	0	0	0	0
Punani treatment Centre	21	0	21	0	0	0
Embilipitiya treatment Centre	207	0	207	12	0	12
Kahagolla treat. Centre	0	0	0	0	0	0
Samanalawewa treatment Centre	0	0	0	0	0	0
Rehabilitation Centre Ampara	183	0	183	0	0	0
Kahawatta treat. Centre	0	0	0	0	0	0
Wathupitiwela Treat. Centre	108	0	108	9	0	9
Bingiriya treat. Centre	467	0	467	6	0	6
Rambukkana treat. Centre	244	0	244	0	0	0
Polgolla treatment Centre	0	0	0	0	0	0
Yakkala treatment Centre	104	0	104	3	0	3
Kopai treatment Centre	268	0	268	10	0	10
Police training school Kalutara	0	0	0	0	0	0
Karandeniya treatment Centre	81	0	81	0	0	0
Panideniya treat. Centre	149	0	149	0	0	0
Darga town treatment Centre	56	0	56	4	0	4
BH Warakapola	196	0	196	7	0	7
Krishnapuram Treatment Center - Killinochchi	103	0	103	0	0	0
Dambadeniya Treat. Centre	318	0	318	9	0	9
Hikkaduwa Treat. Centre	236	0	236	9	0	9
Welligama Treat. Centre	73	0	73	0	0	0
Giriulla Treat. Centre	422	0	422	10	0	10
Bidunwewa Treat. Centre	87	0	87	0	0	0
Koggala Beach Hotel	128	0	128	15	0	15
Hikkaduwa Super Corel-ICC	0	0	0	0	0	0
Habaraduwa treat. Centre	0	0	0	0	0	0
Hanthana Treat. Centre	59	0	59	0	0	0