



Epidemiology Unit Ministry of Health

231, De Saram Place, Colombo 10, Sri Lanka

Tele: (+94 11) 2695112, 2681548, 4740490, 4740491, 4740492 Fax: (+94 11) 2696583 E-mail: chepid@slt.net.lk, epidunit@slt.net.lk Web: www.epid.gov.lk

Coronavirus disease 2019 (COVID-19) - Situation Report – 27.05.2021– 10 a.m.

An outbreak of pneumonia of unknown reason was first reported on 31st December 2019 from Wuhan City in Hubei Province of China. On 7th Jan 2020, it was diagnosed as “Novel Corona Virus”. On 30/01, WHO has declared it as a Public Health Emergency of International Concern (PHEIC). On 11/02/2020 the WHO renamed the disease as COVID-19 and on 11/03/2020 declared as pandemic. The incubation period is reported as 2-14 days.

Patients identified in last 24H		
Total Confirmed		2377
.Returnees (+ close contacts) from other countries	Sri Lankans	52
	Foreigners	0
Kandakadu Rehab. Center detainees and their contacts		0
Hospital samples (admitted with clinical signs/symptoms)		0
New Year Cluster		2290
Prison cluster		35

Details of COVID 19 diagnosed patients – Last 24H				
Number inward as at yesterday-10 am	COVID 19 Positive - last 24H	Discharged from the hospital - last 24H	Number of deaths - last 24H	Number inward/waiting to admit as at today-10 am
26253	2377	1411	29	27190

Local Situation

Total Number Confirmed		172277
Imported Cases (Returnees from other countries)	Foreigners	318
	Sri Lankans	4249
Local Cases	Navy & their close contacts	950
	Kandakadu cluster & their close contacts	651
	Minuwangoda Cluster	3059
	Fish Market\ Harbour Cluster	82785
	Prison cluster	5783
	New Year Cluster	74169
Others		313

Total Number Confirmed	172277
Total Number Recovered	143789
Total Number of Deaths	1298
Hospitalized/waiting to admit - today 10 am	27190

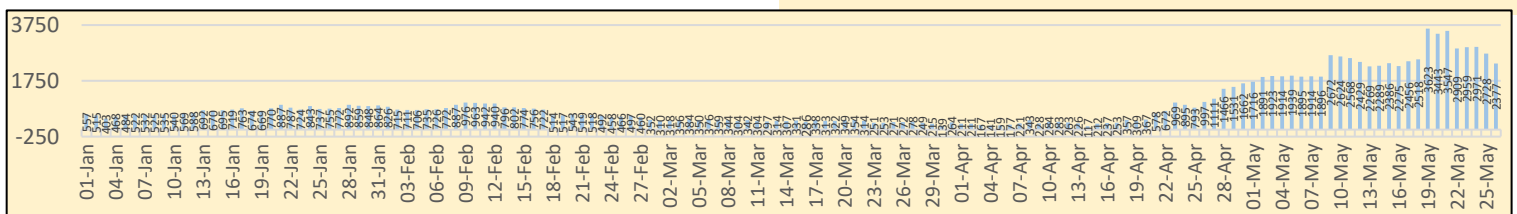
Suspected and hospitalized - today 10 am	1459
---	-------------



COVID-19 Vaccination	1 st Dose	2 nd Dose
Covishield Vaccine	925242	341541
Sinopharm Vaccine	521470	2435
Sputnik V	14984	-

Country	Cumulative Cases per 1 million population	COVID-19 deaths per 1 million population
Sri Lanka	7902	59
India	19225	217
Singapore	10751	5.4
Australia	1178	36
South East Asian Region	14885	184

HEALTH DISTRICT	Count
COLOMBO	46910
GAMPAHA	31978
KALUTARA	15155
KURUNEGALA	9007
KANDY	6877
GALLE	6479
RATNAPURA	5891
MATARA	4165
MATALE	3510
NUWARAELIYA	3232
PUTTALAM	3107
BADULLA	2868
JAFFNA	2571
KEGALLE	2447
HAMBANTOTA	2055
MONERAGALA	2067
ANURADHAPURA	1545
KALMUNAI	1417
TRINCOMALEE	1333
BATTICOLOA	762
POLONNARUWA	722
AMPARA	647
VAVUNIA	611
KILINOCCHI	423
MANNAR	404
MULLATIVU	272

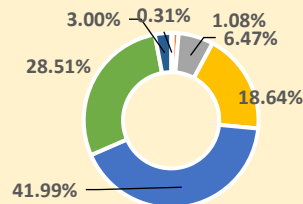
Note: Considered only the individuals who contracted the disease from the districts



COVID 19 Deaths	1298
	780
	518

Age distribution of deaths

- < 15
- 16 - 30
- 31 - 45
- 46 - 60
- 61 - 75
- 76 - 90
- >90



Number of COVID -19 suspected patients - 1459						
Hospital	Total suspected up to now			Today 10am		
	SL	Forei.	Total	SL	Forei.	Total
NIID	1424	76	1500	18	0	18
NHSL	46296	16	46312	177	0	177
TH Ragama	6152	5	6157	199	0	199
TH Karapitiya	2202	27	2229	78	0	78
TH A'pura	3574	2	3576	33	0	33
TH Kurun.	3318	1	3319	91	0	91
TH Jaffna	759	2	761	12	0	12
NH Kandy	2601	6	2607	117	0	117
TH Batti.	973	0	973	59	0	59
DGH Gampaha	1835	4	1839	90	0	90
DGH Negombo	3050	15	3065	0	0	0
TH Rathn.	1658	0	1658	68	0	68
PGH Badulla	994	2	996	35	0	35
LRH	611	0	611	11	0	11
DMH	2853	1	2854	25	0	25
DGH Polon'wa	3233	6	3239	9	0	9
TH Kalubowila	4088	5	4093	10	0	10
Castle St TH	871	0	871	18	0	18
BH Hambanthota	385	2	387	0	0	0
BH Mona'gala	996	0	996	8	0	8
BH Welikanda	69	1	70	0	0	0
DGH Kaluthara	3006	2	3008	154	0	154
Chest H. Welisara	2922	2	2924	35	0	35
Colombo East Base	375	0	375	4	0	4
G.H. Chilaw	8433	1	8434	20	0	20
G.H. Matara	241	2	243	0	0	0
KDU Hospital	19758	0	19758	0	0	0
G.H. Vavunia	414	0	414	15	0	15
B.H. Marawila	887	1	888	0	0	0
S.J.Pura TH	29780	2	29782	101	0	101
BH Theldeniya	173	0	173	8	0	8
BH Tangalle	219	1	220	21	0	21
NIMH	1355	0	1355	43	0	43
Total	Incorrect to total as transfers counts in both the		1459	0	1459	

Source: Epidemiology Unit, Disease Surveillance System

Hospital distribution of COVID 19 diagnosed patients

	Inward Today 10am			Discharged during last		
	SL	Forei	Total	SL	Forei	Total
NIID	147	0	147	11	0	11
BH Welikanda	72	0	72	1	0	1
Iranawila Hospital	112	0	112	3	0	3
BH Minuwangoda	49	0	49	2	0	2
Colombo East Base Hospital	105	0	105	4	0	4
TH Anuradhapura	50	0	50	8	0	8
Neville F' do hospital	477	0	477	46	0	46
DGH Hambanthota	174	0	174	15	0	15
DH Rambukkana	34	0	34	11	0	11
Kamburugamuwa	221	0	221	28	0	28
Kathankudy Hospital	83	0	83	23	0	23
BH Theldeniya	101	0	101	8	0	8
BH Homagama	161	0	161	15	0	15
BH Hingurakgoda	183	0	183	20	0	20
BH Galenbidunawewa	61	0	61	5	0	5
BH Kebithigollewa	50	0	50	1	0	1
DH Abanpola	45	0	45	9	0	9
DH Lunawa	80	0	80	14	0	14
DH Ingiriya	58	0	58	0	0	0
DH Kosgama	78	0	78	0	0	0
DH Dankotuwa	73	0	73	10	0	10
DH Divulapitiya	87	0	87	8	0	8
DH Laggala Pallegama	104	0	104	10	0	10
DH Dompe	37	0	37	6	0	6
DH Pimbura	67	0	67	7	0	7
DH Karadiyanaru	98	0	98	8	0	8
DH Radawana	29	0	29	11	0	11
Ichchilampattu Hospital	70	0	70	3	0	3
DH Padiyathalawa	27	0	27	8	0	8
NHRD (Welisara)	28	0	28	2	0	2
DH Palamune	73	0	73	7	0	7
DH Undugoda	109	0	109	6	0	6
DH Narammala	58	0	58	0	0	0
DH Iththepana	28	0	28	3	0	3
DH Mathugama	56	0	56	12	0	12
DH Bandaragama	35	0	35	2	0	2
DH Nochiyagama	31	0	31	11	0	11
DH Nawagamuwa	29	0	29	5	0	5
DH Bandarawela	49	0	49	0	0	0
DH Haguranketha	28	0	28	3	0	3
DH Beligala	48	0	48	10	0	10
DH Katugasthota	25	0	25	1	0	1
DH Wattagama	30	0	30	3	0	3
DH Walapane	51	0	51	3	0	3
DH Damana	43	0	43	8	0	8
DH Deyyandara	19	0	19	3	0	3
DH Medagama	70	0	70	8	0	8
DH Pallegama	39	0	39	9	0	9
DH Wethara	43	0	43	4	0	4
DH Kithulgala	55	0	55	0	0	0
DH Kuchcheweli	78	0	78	16	0	16
DH Thammannawa	22	0	22	10	0	10
DH Middeniya	27	0	27	0	0	0
DH Ambalanthota	65	0	65	0	0	0
DH Rakwana	2	0	2	0	0	0
DH Nakulugamuwa	18	0	18	0	0	0
Army Hospital Panagoda	89	0	89	5	0	5
SLAF BH Katunayake	28	0	28	1	0	1
NIMH	22	0	22	2	0	2
Ayurweda hospital Rajagiriya	104	0	104	8	0	8
Galuwapokuna Treat. Centre	90	0	90	0	0	0
Kandakadu treatment Centre	466	0	466	11	0	11
Gallela treatment Centre	396	0	396	7	0	7
Punani treatment Centre	520	0	520	58	0	58
Embilipitiya treatment Centre	167	0	167	17	0	17
Kahagolla treat. Centre	223	0	223	14	0	14
Rehabilitation Centre Ampara	178	0	178	13	0	13
Kahawatta treat. Centre	275	0	275	52	0	52
Wathupithwela Treat. Centre	78	0	78	7	0	7
Bingiriya treat. Centre	692	0	692	0	0	0
Rambukkana treat. Centre	266	0	266	0	0	0
Yakkala treatment Centre	85	0	85	7	0	7
Kopai treatment Centre	237	0	237	81	0	81
Karadeniya treatment Centre	118	0	118	35	0	35
Panideniya treat. Centre	305	0	305	24	0	24
Darga town treatment Centre	12	0	12	0	0	0
BH Warakapola	187	0	187	32	0	32
Krishnapuram Treatment Center -	116	0	116	2	0	2
Dambadeniya Treat. Centre	498	0	498	28	0	28
Hikkaduwa Treat. Centre	187	0	187	28	0	28
Weligama Treat. Centre	89	0	89	37	0	37
Giriulla Treat. Centre	351	0	351	19	0	19
Bidunwewa Treat. Centre	116	0	116	22	0	22
Koggala Beach Hotel	122	0	122	18	0	18
Habaraduwa treat. Centre	131	0	131	22	0	22
Hanthana treat. Centre	91	0	91	0	0	0
Kundasale treat. Centre	94	0	94	1	0	1
Punani Brandix treat. Rx Centre	218	0	218	52	0	52
ICC Kande Ela	69	0	69	24	0	24
ICC Bogawanthalawa	75	0	75	31	0	31
ICC Hardy Technical College	205	0	205	7	0	7
Naleemiah school ICC	255	0	255	52	0	52
Marathamunei ITC	82	0	82	12	0	12
Pasdunrata ITC	338	0	338	60	0	60
Sripali Horana ITC	281	0	281	26	0	26
Gampola Youth Centre ITC	84	0	84	6	0	6
Gomarandadawala ITC	84	0	84	9	0	9
Pudukudiruppu ICC	272	0	272	25	0	25
Angunakopapelessa ICC	205	0	205	0	0	0
Kirama ICC	8	0	8	0	0	0
Parathipuram ICC	122	0	122	2	0	2
kadaikadu ICC	327	0	327	23	0	23
Murikandi ICC	116	0	116	64	0	64
Boessa Army camp ICC	190	0	190	46	0	46
STF Katukurunda ICC	105	0	105	0	0	0
Nilaweli ICC	92	0	92	0	0	0