



Epidemiology Unit

Ministry of Health

231, De Saram Place, Colombo 10, Sri Lanka

Tele: (+94 11) 2695112, 2681548, 4740490, 4740491, 4740492 Fax: (+94 11) 2696583 E-mail: chepid@slt.net.lk, epidunit@slt.net.lk Web: www.epid.gov.lk

Coronavirus disease 2019 (COVID-19) - Situation Report – 26.3.2022 – 10 a.m

An outbreak of pneumonia of unknown reason was first reported on 31st December 2019 from Wuhan City in Hubei Province of China. On 7th Jan 2020, it was diagnosed as “Novel Corona Virus”. On 30/01, WHO has declared it as a Public Health Emergency of International Concern (PHEIC). On 11/02/2020 the WHO renamed the disease as COVID-19 and on 11/03/2020 declared as pandemic. The incubation period is reported as 2-14 days.

New Cases reported for the last 24 Hrs 234

Number inward/waiting to admit/home based as at yesterday- 10 am	COVID 19 Positive – last 24H	Discharged from the hospital /home– last 24H	Number of deaths reported – last 24H	Number inward/waiting to admit/home-based as at today-10 am
6893	234	32	2	7093

Local Situation

Total Number Confirmed		660633
Imported Cases <i>(Returnees from other countries)</i>	Foreigners	328
	Sri Lankans	7239
Local Cases	Navy & their close contacts	950
	Kandakadu cluster & their close contacts	651
	Minuwangoda Cluster	3059
	Fish Market\ Harbour Cluster	82785
	Prison cluster	9154
	New Year Cluster	483090
	From January 1 st 2022 to date	73064
	Others	313



Total Number Confirmed	660633
Total Number Recovered	637088
Total Number of Deaths	16452
Hospitalized/waiting to admit/ home-based – today 10 am	7093
Suspected – today 10 am	786

COVID-19 Vaccination

AstraZeneca Vaccine		
1st dose		1,479,631
2nd dose		1,418,593
Sinopharm Vaccine		
1st dose		12,047,801
2nd dose		11,172,427
Sputnik V		
1st dose		159,110
2nd dose		155,812
Pfizer		
1st dose		2,512,314
2nd dose		873,150
Booster dose		7,789,594
Moderna		
1st dose		804,801
2nd dose		787,361

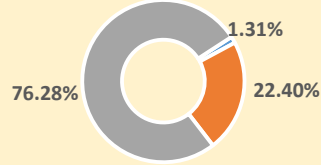
**COVID-19 - PCR Positives

District	1 st wave	2 nd wave	3 rd wave	Total
Colombo	174	32123	106100	138397
Gampaha	51	18483	95507	114041
Kalutara	72	6986	51022	58080
Kandy	19	5710	16400	22129
Kurunagala	30	3191	28150	31371
Galle	4	2645	42623	45272
Ratnapura	9	3654	19949	23612
Matara	4	1544	21421	22969
Matale	5	1214	14290	15509
Nuwara Eli ya	2	1259	11054	12315
Kegalle	10	1770	11603	13383
Jaffna	16	1441	10866	12323
Badulla	4	1358	13215	14577
Puttalam	39	1024	14072	15135
Anuradhapura	31	820	14139	14990
Hambantota	3	710	19199	19912
Trincomalee	4	651	3721	4376
Monaragala	6	545	14619	15170
Polonnaruwa	10	475	4758	5243
Ampara	9	498	13558	14065
Kalmunai	18	1296	3910	5224
Batticaloa	1	699	9169	9869
Vavuniya	2	623	3038	3663
Mullaitivu	0	278	1975	2253
Kilinochchi	0	250	9731	9981
Mannar	0	379	2147	2526

COVID 19 Deaths	16452
	9279
	7173

Age Distribution of Deaths

- < 30
- 30 - 59
- >= 60



Number of COVID -19 suspected patients reported for the last 24 hours 786

Hospital	Today 10am		
	SL	Forei.	Total
NIID	1	0	1
NHSL	174	0	174
TH Ragama	47	0	47
TH Karapitiya	97	0	97
TH A'pura	4	0	4
TH Kurun.	14	0	14
TH Jaffna	0	0	0
NH Kandy	5	0	5
TH Batti.	0	0	0
DGH Gampaha	24	0	24
DGH Negombo	2	0	2
TH Rathn.	2	0	2
PGH Badulla	1	0	1
LRH	8	0	8
DMH	7	0	7
DGH Polon'wa	130	0	130
TH Kalubowila	56	0	56
Castle St TH	16	0	16
BH Hambanthota	0	0	0
BH Mona'gala	15	0	15
BH Welikanda	0	0	0
DGH Kaluthara	3	0	3
Chest H. Welisara	6	0	6
Colombo East Base Hospital	1	0	1
G.H. Chilaw	12	0	12
G.H. Matara	0	0	0
KDU Hospital	50	0	50
G.H. Vavunia	8	0	8
B.H. Marawila	10	0	10
S.J.Pura TH	85	0	85
BH Theldeniya	0	0	0
BH Tangalle	3	0	3
NIMH	5	0	5
Total	786	0	786

