



Epidemiology Unit

Ministry of Health

231, De Saram Place, Colombo 10, Sri Lanka

Tele: (+94 11) 2695112, 2681548, 4740490, 4740491, 4740492 Fax: (+94 11) 2696583 E-mail: chepid@slt.net.lk, epidunit@slt.net.lk Web: www.epid.gov.lk



Coronavirus disease 2019 (COVID-19) - Situation Report – 26.1.2023 – 10 a.m

An outbreak of pneumonia of unknown reason was first reported on 31st December 2019 from Wuhan City in Hubei Province of China. On 7th Jan 2020, it was diagnosed as “Novel Corona Virus”. On 30/01, WHO has declared it as a Public Health Emergency of International Concern (PHEIC). On 11/02/2020 the WHO renamed the disease as COVID-19 and on 11/03/2020 declared as pandemic. The incubation period is reported as 2-14 days.

New Cases reported for the last 24 Hrs **1**

Number inward/waiting to admit/home based as at yesterday- 10 am	COVID 19 Positive – last 24H	Discharged from the hospital /home– last 24H	Number of deaths reported – last 24H	Number inward/waiting to admit/home-based as at today-10 am
1	1	1	0	1

Local Situation

Total Number Confirmed		671985
Imported Cases <i>(Returnees from other countries)</i>	Foreigners	328
	Sri Lankans	7242
Local Cases	Navy & their close contacts	950
	Kandakadu cluster & their close contacts	651
	Minuwangoda Cluster	3059
	Fish Market\ Harbour Cluster	82785
	Prison cluster	9154
	New Year Cluster	483090
	From January 1 st 2022 to date	84413
	Others	313



Total Number Confirmed	671985
Total Number Recovered	655158
Total Number of Deaths	16826
Hospitalized/waiting to admit/ home-based – today 10 am	1
Suspected – today 10 am	1

COVID-19 Vaccination

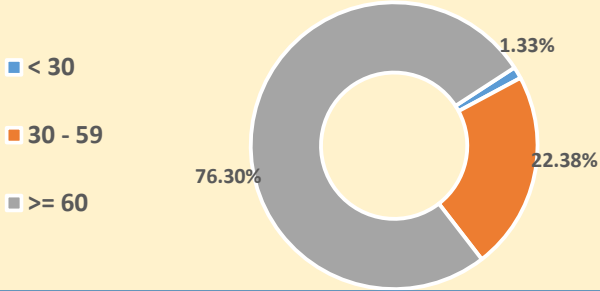
AstraZeneca Vaccine	
1st dose	1,479,631
2nd dose	1,418,593
Sinopharm Vaccine	
1st dose	12,054,824
2nd dose	11,267,138
Sputnik V	
1st dose	159,110
2nd dose	155,812
Pfizer	
1st dose	2,645,395
2nd dose	1,123,923
1st Booster dose	8,220,002
2nd Booster dose	202,571
Moderna	
1st dose	804,801
2nd dose	787,361

**COVID-19 - PCR Positives

District	1 st wave	2 nd wave	3 rd wave	Total
Colombo	174	32123	111948	144245
Gampaha	51	18483	97212	115746
Kalutara	72	6986	51690	58748
Kandy	19	5710	16747	22476
Kurunagala	30	3191	28377	31598
Galle	4	2645	43224	45873
Ratnapura	9	3654	20099	23762
Matara	4	1544	21786	23334
Matale	5	1214	14368	15587
Nuwara Eliya	2	1259	11081	12342
Kegalle	10	1770	11702	13482
Jaffna	16	1441	10893	12350
Badulla	4	1358	13289	14651
Puttalam	39	1024	14327	15390
Anuradhapura	31	820	14249	15100
Hambantota	3	710	19495	20208
Trincomalee	4	651	3732	4387
Monaragala	6	545	14765	15316
Polonnaruwa	10	475	4784	5269
Ampara	9	498	13569	14076
Kalmunai	18	1296	3913	5227
Batticaloa	1	699	9195	9895
Vavuniya	2	623	3042	3667
Mullaitivu	0	278	2018	2296
Kilinochchi	0	250	9777	10027
Mannar	0	379	2150	2529

COVID 19 Deaths	16826
	9486
	7340

Age Distribution of Deaths



Number of COVID -19 suspected patients reported for the last 24 hours 1

Hospital	Today 10am		
	SL	Forei.	Total
NIID	0	0	0
NHSL	0	0	0
TH Ragama	0	0	0
TH Karapitiya	0	0	0
TH A'pura	0	0	0
TH Kurun.	0	0	0
TH Jaffna	0	0	0
NH Kandy	0	0	0
TH Battli.	0	0	0
DGH Gampaha	0	0	0
DGH Negombo	0	0	0
TH Rathn.	0	0	0
PGH Badulla	0	0	0
LRH	0	0	0
DMH	0	0	0
DGH Polon'wa	0	0	0
TH Kalubowila	0	0	0
Castle St TH	0	0	0
BH Hambanthota	0	0	0
BH Mona'gala	0	0	0
BH Welikanda	0	0	0
DGH Kaluthara	0	0	0
Chest H. Welisara	0	0	0
Colombo East Base Hospital	0	0	0
G.H. Chilaw	0	0	0
G.H. Matara	0	0	0
KDU Hospital	0	0	0
G.H. Vavunia	0	0	0
B.H. Marawila	0	0	0
S.J.Pura TH	0	0	0
BH Theldeniya	0	0	0
BH Tangalle	0	0	0
NIMH	1	0	1
Total	1	0	1

