



Epidemiology Unit

Ministry of Health

231, De Saram Place, Colombo 10, Sri Lanka

Tele: (+94 11) 2695112, 2681548, 4740490, 4740491, 4740492 Fax: (+94 11) 2696583 E-mail: chepid@slt.net.lk, epidunit@slt.net.lk Web: www.epid.gov.lk



Coronavirus disease 2019 (COVID-19) - Situation Report – 25.8.2022 – 10 a.m

An outbreak of pneumonia of unknown reason was first reported on 31st December 2019 from Wuhan City in Hubei Province of China. On 7th Jan 2020, it was diagnosed as “Novel Corona Virus”. On 30/01, WHO has declared it as a Public Health Emergency of International Concern (PHEIC). On 11/02/2020 the WHO renamed the disease as COVID-19 and on 11/03/2020 declared as pandemic. The incubation period is reported as 2-14 days.

New Cases reported for the last 24 Hrs **105**

Number inward/waiting to admit/home based as at yesterday- 10 am	COVID 19 Positive – last 24H	Discharged from the hospital /home– last 24H	Number of deaths reported – last 24H	Number inward/waiting to admit/home-based as at today-10 am
1534	105	3	5	1631

Local Situation

Total Number Confirmed		669467
Imported Cases <i>(Returnees from other countries)</i>	Foreigners	328
	Sri Lankans	7242
Local Cases	Navy & their close contacts	950
	Kandakadu cluster & their close contacts	651
	Minuwangoda Cluster	3059
	Fish Market\ Harbour Cluster	82785
	Prison cluster	9154
	New Year Cluster	483090
	From January 1 st 2022 to date	81895
	Others	313



Total Number Confirmed	669467
Total Number Recovered	651167
Total Number of Deaths	16669
Hospitalized/waiting to admit/ home-based – today 10 am	1631
Suspected – today 10 am	41

COVID-19 Vaccination

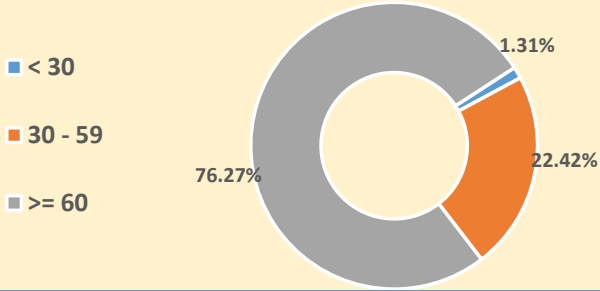
AstraZeneca Vaccine	
1st dose	1,479,631
2nd dose	1,418,593
Sinopharm Vaccine	
1st dose	12,049,658
2nd dose	11,184,529
Sputnik V	
1st dose	159,110
2nd dose	155,812
Pfizer	
1st dose	2,615,953
2nd dose	1,020,837
1st Booster dose	8,076,917
2nd Booster dose	137,130
Moderna	
1st dose	804,801
2nd dose	787,361

**COVID-19 - PCR Positives

District	1 st wave	2 nd wave	3 rd wave	Total
Colombo	174	32123	110643	142940
Gampaha	51	18483	96824	115358
Kalutara	72	6986	51579	58637
Kandy	19	5710	16649	22378
Kurunagala	30	3191	28340	31561
Galle	4	2645	43158	45807
Ratnapura	9	3654	20075	23738
Matara	4	1544	21756	23304
Matale	5	1214	14339	15558
Nuwara Eli ya	2	1259	11077	12338
Kegalle	10	1770	11672	13452
Jaffna	16	1441	10883	12340
Badulla	4	1358	13283	14645
Puttalam	39	1024	14292	15355
Anuradhapura	31	820	14238	15089
Hambantota	3	710	19458	20171
Trincomalee	4	651	3730	4385
Monaragala	6	545	14727	15278
Polonnaruwa	10	475	4775	5260
Ampara	9	498	13567	14074
Kalmunai	18	1296	3912	5226
Batticaloa	1	699	9183	9883
Vavuniya	2	623	3039	3664
Mullaitivu	0	278	2005	2283
Kilinochchi	0	250	9776	10026
Mannar	0	379	2148	2527

COVID 19 Deaths		16669
		9406
		7263

Age Distribution of Deaths



Number of COVID -19 suspected patients reported for the last 24 hours 41

Hospital	Today 10am		
	SL	Forei.	Total
NIID	0	0	0
NHSL	4	0	4
TH Ragama	7	0	7
TH Karapitiya	6	0	6
TH A'pura	0	0	0
TH Kurun.	0	0	0
TH Jaffna	8	0	8
NH Kandy	0	0	0
TH Batti.	0	0	0
DGH Gampaha	4	0	4
DGH Negombo	3	0	3
TH Rathn.	1	0	1
PGH Badulla	0	0	0
LRH	0	0	0
DMH	0	0	0
DGH Polon'wa	0	0	0
TH Kalubowila	0	0	0
Castle St TH	0	0	0
BH Hambanthota	0	0	0
BH Mona'gala	0	0	0
BH Welikanda	0	0	0
DGH Kaluthara	1	0	1
Chest H. Welisara	0	0	0
Colombo East Base Hospital	0	0	0
G.H. Chilaw	0	0	0
G.H. Matara	0	0	0
KDU Hospital	0	0	0
G.H. Vavunia	0	0	0
B.H. Marawila	2	0	2
S.J.Pura TH	0	0	0
BH Theldeniya	0	0	0
BH Tangalle	0	0	0
NIMH	5	0	5
Total	41	0	41

