



## Epidemiology Unit Ministry of Health

231, De Saram Place, Colombo 10, Sri Lanka

Tele: (+94 11) 2695112, 2681548, 4740490, 4740491, 4740492 Fax: (+94 11) 2696583 E-mail: [chepid@slt.net.lk](mailto:chepid@slt.net.lk), [epidunit@slt.net.lk](mailto:epidunit@slt.net.lk) Web: [www.epid.gov.lk](http://www.epid.gov.lk)

### Coronavirus disease 2019 (COVID-19) - Situation Report – 25.05.2021– 10 a.m.

An outbreak of pneumonia of unknown reason was first reported on 31<sup>st</sup> December 2019 from Wuhan City in Hubei Province of China. On 7<sup>th</sup> Jan 2020, it was diagnosed as “Novel Corona Virus”. On 30/01, WHO has declared it as a Public Health Emergency of International Concern (PHEIC). On 11/02/2020 the WHO renamed the disease as COVID-19 and on 11/03/2020 declared as pandemic. The incubation period is reported as 2-14 days.

Patients identified in last 24H	
<b>Total Confirmed</b>	<b>2971</b>
Returnees (+ close contacts) from other countries	Sri Lankans: 1 Foreigners: 0
Kandakadu Rehab. Center detainees and their contacts	0
Hospital samples (admitted with clinical signs/symptoms)	0
New Year Cluster	2911
Prison cluster	59

Details of COVID 19 diagnosed patients – Last 24H				
Number inward as at yesterday-10 am	COVID 19 Positive - last 24H	Discharged from the hospital - last 24H	Number of deaths - last 24H	Number inward/waiting to admit as at today-10 am
<b>23044</b>	<b>2971</b>	<b>1228</b>	<b>33</b>	<b>24754</b>

#### Local Situation

Total Number Confirmed		167172
Imported Cases (Returnees from other countries)	Foreigners	318
	Sri Lankans	4175
Local Cases	Navy & their close contacts	950
	Kandakadu cluster & their close contacts	651
	Minuwangoda Cluster	3059
	Fish Market\ Harbour Cluster	82785
	Prison cluster	5681
	New Year Cluster	69240
Others	313	

<b>Total Number Confirmed</b>	<b>167172</b>
Total Number Recovered	141175
Total Number of Deaths	1243
Hospitalized/waiting to admit - today 10 am	24754

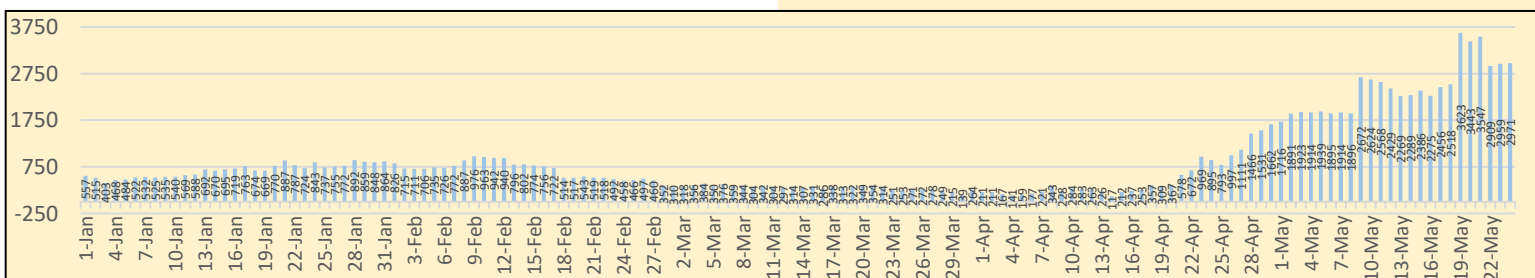
<b>Suspected and hospitalized - today 10 am</b>	<b>1512</b>
---	-------------



COVID-19 Vaccination	1 <sup>st</sup> Dose	2 <sup>nd</sup> Dose
<b>Covishield Vaccine</b>	925242	338493
<b>Sinopharm Vaccine</b>	516259	2435
<b>Sputnik V</b>	14984	-

Country	Cumulative Cases per 1 million population	COVID-19 deaths per 1 million population
Sri Lanka	7668	57
India	17887	196
Singapore	10751	5.4
Australia	1178	36
South East Asian Region	13893	168

HEALTH DISTRICT	Count
COLOMBO	46164
GAMPAHA	31020
KALUTARA	14322
KURUNEGALA	8516
KANDY	6767
GALLE	6101
RATNAPURA	5322
MATARA	3890
MATALE	3359
NUWARAELIYA	3109
PUTTALAM	2927
BADULLA	2761
JAFFNA	2390
KEGALLE	2375
HAMBANTOTA	2028
MONERAGALA	2012
ANURADHAPURA	1472
KALMUNAI	1343
TRINCOMALEE	1192
BATTICOLOA	758
POLONNARUWA	713
AMPARA	623
VAVUNIA	579
KILINOCHCHI	422
MANNAR	387
MULLATIVU	266

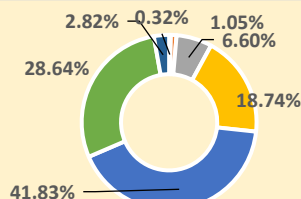
Note: Considered only the individuals who contracted the disease from the districts



<b>COVID 19 Deaths</b>	<b>1243</b>
	753
	490

#### Age distribution of deaths

- < 15
- 16 - 30
- 31 - 45
- 46 - 60
- 61 - 75
- 76 - 90
- >90



Number of COVID -19 suspected patients - 1512						
Hospital	Total suspected up to now			Today 10am		
	SL	Forei.	Total	SL	Forei.	Total
NIID	1419	76	1495	20	0	20
NHSL	46062	16	46078	182	0	182
TH Ragama	5981	5	5986	194	0	194
TH Karapitiya	2119	27	2146	110	0	110
TH A'pura	3524	2	3526	33	0	33
TH Kurun.	3256	1	3257	78	0	78
TH Jaffna	756	2	758	0	0	0
NH Kandy	2566	6	2572	47	0	47
TH Batti.	945	0	945	58	0	58
DGH Gampaha	1790	4	1794	85	0	85
DGH Negombo	3050	15	3065	0	0	0
TH Rathn.	1627	0	1627	72	0	72
PGH Badulla	973	2	975	48	0	48
LRH	600	0	600	12	0	12
DMH	2841	1	2842	25	0	25
DGH Polon'wa	3184	6	3190	16	0	16
TH Kalubowila	3740	5	3745	12	0	12
Castle St TH	868	0	868	14	0	14
BH Hambanthota	385	2	387	68	0	68
BH Mona'gala	986	0	986	8	0	8
BH Welikanda	69	1	70	0	0	0
DGH Kaluthara	2846	2	2848	127	0	127
Chest H. Welisara	2910	2	2912	46	0	46
Colombo East Base	371	0	371	0	0	0
G.H. Chilaw	8405	1	8406	16	0	16
G.H. Matara	241	2	243	0	0	0
KDU Hospital	19708	0	19708	88	0	88
G.H. Vavunia	414	0	414	0	0	0
B.H. Marawila	884	1	885	4	0	4
S.J.Pura TH	29409	2	29411	141	0	141
BH Theldeniya	173	0	173	8	0	8
BH Tangalle	214	1	215	0	0	0
NIMH	1342	0	1342	0	0	0
<b>Total</b>	<b>Incorrect to total as transfers counts in both the</b>		<b>1512</b>	<b>0</b>	<b>1512</b>	

Source: Epidemiology Unit, Disease Surveillance System

#### Hospital distribution of COVID 19 diagnosed patients

	Inward Today 10am			Discharged during last		
	SL	Forei	Total	SL	Foreign	Total
NIID	157	0	157	19	0	19
BH Welikanda	74	0	74	3	0	3
Iranawila Hospital	114	0	114	8	0	8
BH Minuwangoda	48	0	48	10	0	10
Colombo East Base Hospital	100	0	100	4	0	4
TH Anuradhapura	54	0	54	0	0	0
Neville F' do hospital	513	0	513	45	0	45
DGH Hambanthota	171	2	173	33	0	33
DH Rambukkana	38	0	38	12	0	12
Kamburugamuwa	232	0	232	0	0	0
Kathankudy Hospital	97	0	97	32	0	32
BH Theldeniya	107	0	107	11	0	11
BH Homagama	167	0	167	20	0	20
BH Hingurakgoda	187	0	187	25	0	25
BH Galenbidunawewa	65	0	65	18	0	18
BH Kebithigollewa	51	0	51	2	0	2
DH Abanpola	40	0	40	7	0	7
DH Lunawa	66	0	66	11	0	11
DH Ingiriya	57	0	57	0	0	0
DH Kosgama	82	0	82	10	0	10
DH Dankotuwa	68	0	68	11	0	11
DH Divulapitiya	84	0	84	5	0	5
DH Laggala Pallegama	3	0	3	12	0	12
DH Dompe	38	0	38	1	0	1
DH Pimbura	56	0	56	0	0	0
DH Karadiyanaru	87	0	87	12	0	12
DH Radawana	40	0	40	4	0	4
Ichchilampattu Hospital	65	0	65	6	0	6
DH Padiyathalawa	35	0	35	0	0	0
NHRD (Welisara)	23	0	23	5	0	5
DH Palamune	83	0	83	1	0	1
DH Undugoda	112	0	112	26	0	26
DH Narammala	48	0	48	0	0	0
DH Iththevana	25	0	25	2	0	2
DH Mathugama	54	0	54	6	0	6
DH Bandaragama	36	0	36	4	0	4
DH Nochiyagama	41	0	41	0	0	0
DH Nawagamuwa	38	0	38	6	0	6
DH Bandarawela	41	0	41	0	0	0
DH Haguranketha	21	0	21	0	0	0
DH Belligala	61	0	61	5	0	5
DH Katugasthota	15	0	15	0	0	0
DH Wattagama	29	0	29	2	0	2
DH Walapane	59	0	59	0	0	0
DH Damana	49	0	49	2	0	2
DH Deyyandara	19	0	19	0	0	0
DH Medagama	61	0	61	11	0	11
DH Pallegama	49	0	49	1	0	1
DH Wethara	39	0	39	0	0	0
DH Kithulgala	61	0	61	0	0	0
DH Kuchcheweli	71	0	71	0	0	0
DH Thammannawa	33	0	33	0	0	0
DH Middeniya	31	0	31	4	0	4
DH Ambalanthota	80	0	80	0	0	0
DH Rakwana	2	0	2	0	2	0
Army Hospital Panagoda	88	0	88	0	0	0
SLAF BH Katunayake	40	0	40	20	0	20
NIMH	23	0	23	0	0	0
Ayurveda hospital Rajagriya	91	0	91	8	0	8
Galuwapokuna Treat. Centre	99	0	99	0	0	0
Kandakadu treatment Centre	441	0	441	19	0	19
Gallela treatment Centre	427	0	427	0	0	0
Punani treatment Centre	553	0	553	0	0	0
Embilipitiya treatment Centre	183	0	183	9	0	9
Kahagolla treat. Centre	209	0	209	17	0	17
Rehabilitation Centre Ampara	177	0	177	25	0	25
Kahawatta treat. Centre	224	0	224	18	0	18
Wathupitiwela Treat. Centre	116	0	116	4	0	4
Bingiriya treat. Centre	700	0	700	80	0	80
Rambukkana treat. Centre	266	0	266	0	0	0
Yakkala treatment Centre	97	0	97	24	0	24
Kopal treatment Centre	269	0	269	24	0	24
Karadeniya treatment Centre	129	0	129	8	0	8
Panideniya treat. Centre	328	0	328	69	0	69
Darga town treatment Centre	12	0	12	0	0	0
BH Warakapola	193	0	193	20	0	20
Krishnapuram Treatment Center -	92	0	92	0	0	0
Dambadeniya Treat. Centre	516	0	516	71	0	71
Hikkaduwa Treat. Centre	223	0	223	18	0	18
Weligama Treat. Centre	960	0	960	0	0	0
Giriulla Treat. Centre	341	0	341	42	0	42
Bidunwewa Treat. Centre	147	0	147	34	0	34
Koggala Beach Hotel	138	0	138	16	0	16
Habaraduwa treat. Centre	130	0	130	10	0	10
Hanthana treat. Centre	76	0	76	4	0	4
Kundasale treat. Centre	72	0	72	7	0	7
Punani Brandix treat. Rx Centre	230	0	230	0	0	0
ICC Kande Ela	97	0	97	0	0	0
ICC Bogawanthalawa	64	0	64	2	0	2
ICC Hardy Technical College	153	0	153	8	0	8
Naleemah school ICC	228	0	228	0	0	0
Marathamunei ITC	84	0	84	0	0	0
Pasdunrata ITC	333	0	333	63	0	63
Sripalli Horana ITC	190	0	190	16	0	16
Gampola Youth Centre ITC	89	0	89	8	0	8
Gomarandadawala ITC	71	0	71	18	0	18
Pudukudiruppu ICC	298	0	298	30	0	30
Angunakopapelessa ICC	236	0	236	43	0	43
Kirama ICC	8	0	8	7	0	7
Parathipuram ICC	128	0	128	5	0	5
Kadaikadu ICC	308	0	308	5	0	5
Murikandi ICC	224	0	224	47	0	47
Boossa Army camp ICC	202	0	202	33	0	33