



Epidemiology Unit

Ministry of Health & Indigenous Medical Services

231, De Saram Place, Colombo 10, Sri Lanka

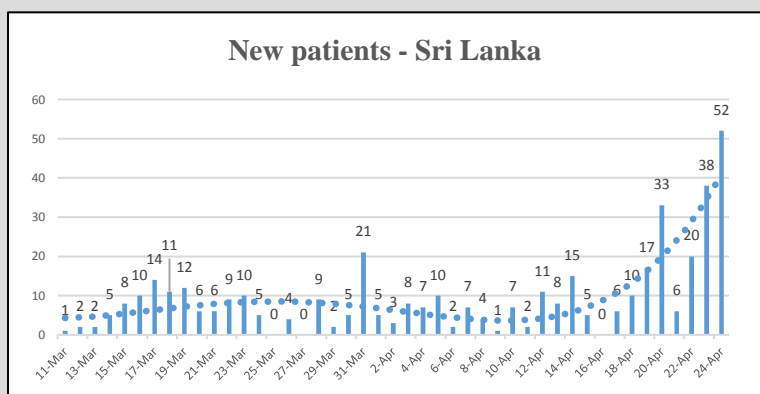
Tele: (+94 11) 2695112, 2681548, 4740490, 4740491, 4740492 Fax: (+94 11) 2696583 E-mail: chepid@slt.net.lk, epidunit@slt.net.lk Web: www.epid.gov.lk

Coronavirus disease 2019 (COVID-19) - Situation Report – 25.04.2020 – 10.00am

An outbreak of pneumonia of unknown reason was first reported on 31st December 2019 from Wuhan City in Hubei Province of China. On 7th Jan 2020, it was diagnosed as “Novel Corona Virus”. On 30/01, WHO has declared it as a Public Health Emergency of International Concern (PHEIC). On 11/02/2020 the WHO renamed the disease as COVID-19 and on 11/03/2020 declared as pandemic. The incubation period is reported as 2-14 days.

Local Situation

Total Number Confirmed	420*
Total Number Recovered	116
Total Number of Deaths	7
Confirmed and hospitalized - today 10am	297**
Suspected and hospitalized - today 10am	247#

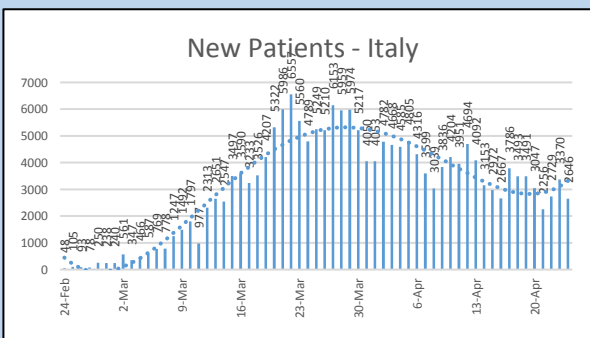
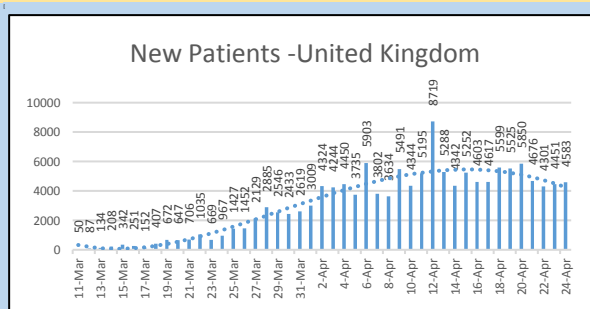
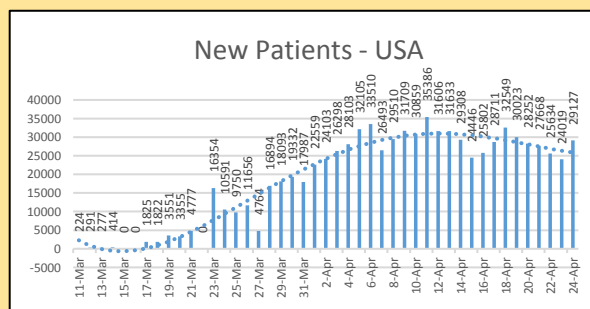
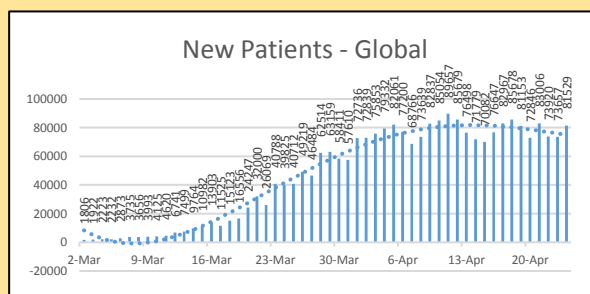


Details of COVID 19 diagnosed patients – Last 24H				
Number inward as at yesterday-10 am	COVID 19 Positive - last 24H	Recovered and discharged from the hospital - last 24H	Number of deaths - last 24H	Number inward as at today-10 am
254	52	9	0	297**

	Hospital distribution of COVID 19 diagnosed patients					
	Inward Today 10am			Discharged during last 24H		
	SL	Foreign	Total	SL	Foreign	Total
NIID	103	0	103	7	0	7
BH Welikanda	43	0	43	2	0	2
Colombo East Base Hospital	77	0	77	0	0	0
Iranawila Hospital	19	0	19	0	0	0
B.H. Kathankudi	55	0	55	0	0	0
Total	297	0	297**	9	0	9

Global Situation

- 2,626,321 – Laboratory_confirmed cases
 - 181,938 - deaths
 - Patients from 213 countries/territories
- Ref. WHO situation report - 24/04/2020



Number of COVID -19 suspected patients –247#						
Hospital	Total suspected up to now			Today 10am		
	SL	Forei.	Total	SL	Forei.	Total
NIID	693	74	767	8	0	8
NHSL	361	11	372	19	0	19
TH Ragama	561	4	565	14	0	14
TH Karapitiya	258	17	275	3	0	3
TH A'pura	281	2	283	18	0	18
TH Kurun.	291	1	292	25	0	25
TH Jaffna	75	2	77	2	0	2
NH Kandy	135	6	141	6	0	6
TH Batti.	92	0	92	4	0	4
DGH Gampaha	282	4	286	5	0	5
DGH Negombo	514	13	527	14	0	14
TH Rathn.	215	0	215	11	0	11
PGH Badulla	50	1	51	4	0	4
LRH	53	0	53	1	0	1
DMH	47	0	47	11	0	11
DGH Polon'wa	175	6	181	9	0	9
TH Kalubowila	156	2	158	5	0	5
Castle St TH	64	0	64	0	0	0
BH Ham'thota	151	1	152	8	0	8
BH Mona'gala	86	0	86	15	0	15
BH Welikanda	52	1	53	2	0	2
DGH Kaluthara	354	0	354	11	0	11
Chest H. Welisara	21	0	21	2	0	2
Colombo East Base Hospital	16	0	16	2	0	2
BH Homagama	266	4	270	17	0	17
Dr Neville F. Ho	47	0	47	0	0	0
G.H. Chilaw	485	0	485	1	0	1
G.H. Matara	62	2	64	0	0	0
KDU Hospital	80	0	80	10	0	10
G.H. Vavunia	86	0	86	3	0	3
B.H. Marawila	82	0	82	1	0	1
S.J.Pura TH	405	1	406	13	0	13
B.H. Beruwala	8	0	8	0	0	0
B.H. Kathankudi	3	0	3	3	0	3
Total	Incorrect to total as transfers counts in both the institutions			247	0	247#

Source : Epidemiology Unit, Disease Surveillance System

District Distribution of Confirmed Patients	
HEALTH DISTRICT	Count
COLOMBO	142
KALUTARA	59
PUTTALAM	35
GAMPAHA	33
JAFFNA	16
KANDY	7
RATNAPURA	6
KURUNEGALA	5
KEGALLE	4
MATARA	2
KALMUNAI	2
BADULLA	2
ANURADHAPURA	2
GALLE	1
BATTICOLOA	1
VAVUNIA	1
MATALE	1
POLONNARUWA	1
MONERAGALA	1
NUWARAELIYA	0
HAMBANTOTA	0
KILINCHCHI	0
MANNAR	0
MULLATIVU	0
AMPARA	0
TRINCOMALEE	0
QUARANTINE CENTERS	38
NAVAL BASE-WELISARA	58
FOREIGNERS	3
Total	420*