



Epidemiology Unit Ministry of Health

231, De Saram Place, Colombo 10, Sri Lanka

Tele: (+94 11) 2695112, 2681548, 4740490, 4740491, 4740492 Fax: (+94 11) 2696583 E-mail: chepid@slt.net.lk, epidunit@slt.net.lk Web: www.epid.gov.lk

Coronavirus disease 2019 (COVID-19) - Situation Report – 24.05.2021– 10 a.m.

An outbreak of pneumonia of unknown reason was first reported on 31st December 2019 from Wuhan City in Hubei Province of China. On 7th Jan 2020, it was diagnosed as “Novel Corona Virus”. On 30/01, WHO has declared it as a Public Health Emergency of International Concern (PHEIC). On 11/02/2020 the WHO renamed the disease as COVID-19 and on 11/03/2020 declared as pandemic. The incubation period is reported as 2-14 days.

Patients identified in last 24H		
Total Confirmed		2959
Returnees (+ close contacts) from other countries	Sri Lankans	14
	Foreigners	0
Kandakadu Rehab. Center detainees and their contacts		0
Hospital samples (admitted with clinical signs/symptoms)		0
New Year Cluster		2821
Prison cluster		124

Details of COVID 19 diagnosed patients – Last 24H				
Number inward as at yesterday-10 am	COVID 19 Positive - last 24H	Discharged from the hospital - last 24H	Number of deaths - last 24H	Number inward/waiting to admit as at today-10 am
21413*	2959	1296	32	23044

*Discharges of the private sector for the last 10 days is deducted from the yesterday total

Local Situation

Total Number Confirmed		164201
Imported Cases (Returnees from other countries)	Foreigners	318
	Sri Lankans	4174
Local Cases	Navy & their close contacts	950
	Kandakadu cluster & their close contacts	651
	Minuwangoda Cluster	3059
	Fish Market\ Harbour Cluster	82785
	Prison cluster	5622
	New Year Cluster	66329
Others	313	

Total Number Confirmed	164201
Total Number Recovered	139947
Total Number of Deaths	1210
Hospitalized/waiting to admit - today 10 am	23044

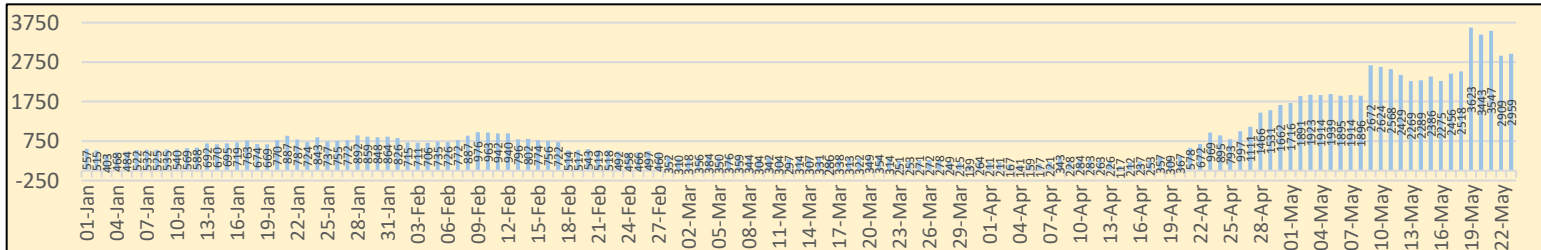
Suspected and hospitalized - today 10 am	1227
-------------------------------------------------	-------------



COVID-19 Vaccination	1 st Dose	2 nd Dose
Covishield Vaccine	925242	330988
Sinopharm Vaccine	514259	2435
Sputnik V	14984	-

Country	Cumulative Cases per 1 million population	COVID-19 deaths per 1 million population
Sri Lanka	7532	55
India	17887	196
Singapore	10751	5.4
Australia	1178	36
South East Asian Region	13893	168

HEALTH DISTRICT	Count
COLOMBO	45662
GAMPAHA	30534
KALUTARA	13924
KURUNEGALA	8358
KANDY	6631
RATNAPURA	5243
GALLE	5833
MATARA	3738
MATALE	3192
PUTTALAM	2820
NUWARAELIYA	2989
BADULLA	2721
KEGALLE	2322
JAFFNA	2335
KALMUNAI	1342
MONERAGALA	1979
HAMBANTOTA	1989
ANURADHAPURA	1420
TRINCOMALEE	1187
BATTICOLOA	753
VAVUNIA	576
POLONNARUWA	702
AMPARA	620
MANNAR	370
KILINOCHCHI	412
MULLATIVU	251

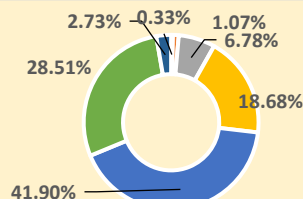
Note: Considered only the individuals who contracted the disease from the districts



COVID 19 Deaths	1210
	735
	475

Age distribution of deaths

- < 15
- 16 - 30
- 31 - 45
- 46 - 60
- 61 - 75
- 76 - 90
- >90



Number of COVID -19 suspected patients - 1500						
Hospital	Total suspected up to now			Today 10am		
	SL	Forei.	Total	SL	Forei.	Total
NIID	1415	76	1491	9	0	9
NHSL	45948	16	45964	152	0	152
TH Ragama	5925	5	5930	198	0	198
TH Karapitiya	2080	27	2107	77	0	77
TH A'pura	3524	2	3526	33	0	33
TH Kurun.	3230	1	3231	100	0	100
TH Jaffna	756	2	758	55	0	55
NH Kandy	2553	6	2559	24	0	24
TH Batti.	936	0	936	53	0	53
DGH Gampaha	1766	4	1770	82	0	82
DGH Negombo	3050	15	3065	83	0	83
TH Rathn.	1619	0	1619	71	0	71
PGH Badulla	961	2	963	42	0	42
LRH	598	0	598	12	0	12
DMH	2838	1	2839	22	0	22
DGH Polon'wa	3158	6	3164	29	0	29
TH Kalubowila	3740	5	3745	1	0	1
Castle St TH	867	0	867	11	0	11
BH Hambanthota	385	2	387	0	0	0
BH Mona'gala	980	0	980	7	0	7
BH Welikanda	69	1	70	0	0	0
DGH Kaluthara	2769	2	2771	124	0	124
Chest H. Welisara	2895	2	2897	38	0	38
Colombo East Base	371	0	371	6	0	6
G.H. Chilaw	8397	1	8398	12	0	12
G.H. Matara	241	2	243	0	0	0
KDU Hospital	19708	0	19708	47	0	47
G.H. Vavunia	414	0	414	20	0	20
B.H. Marawila	884	1	885	4	0	4
S.J.Pura TH	29409	2	29411	122	0	122
BH Theldeniya	173	0	173	8	0	8
BH Tangalle	214	1	215	15	0	15
NIMH	1342	0	1342	43	0	43
Total	Incorrect to total as transfers counts in both the		1500	0	1500	

Source: Epidemiology Unit, Disease Surveillance System

Hospital distribution of COVID 19 diagnosed patients

	Inward Today 10am			Discharged during last		
	SL	Forei	Total	SL	Forei	Total
NIID	164	0	164	5	0	5
BH Welikanda	76	0	76	7	0	7
Iranawila Hospital	112	0	112	7	0	7
BH Minuwangoda	51	0	51	6	0	6
Colombo East Base Hospital	91	0	91	9	0	9
TH Anuradhapura	54	0	54	2	0	2
Neville F' do hospital	518	0	518	29	0	29
DGH Hambanthota	166	2	166	0	0	0
DH Rambukkana	48	0	48	3	0	3
Kamburugamuwa	232	0	232	29	0	29
Kathankudy Hospital	99	0	99	0	0	0
BH Theldeniya	118	0	118	8	0	8
BH Homagama	177	0	177	9	0	9
BH Hingurakgoda	199	0	199	34	0	34
BH Galenbidunawewa	63	0	63	0	0	0
BH Kebithigollewa	46	0	46	4	0	4
DH Abanpola	44	0	44	3	0	3
DH Lunawa	55	0	55	0	0	0
DH Ingiriya	58	0	58	6	0	6
DH Kosgama	86	0	86	9	0	9
DH Dankotuwa	73	0	73	7	0	7
DH Divulapitiya	77	0	77	8	0	8
DH Laggala Pallegama	104	0	104	4	0	4
DH Dompe	35	0	35	2	0	2
DH Pimbura	56	0	56	18	0	18
DH Karadiyanaru	96	0	96	0	0	0
DH Radawana	40	0	40	4	0	4
Ichchilampattu Hospital	66	0	66	7	0	7
DH Padiyathalawa	35	0	35	15	0	15
NHRD (Welisara)	21	0	21	6	0	6
DH Palamune	78	0	78	11	0	11
DH Undugoda	118	0	118	15	0	15
DH Narammala	48	0	48	11	0	11
DH Itthepana	26	0	26	3	0	3
DH Mathugama	60	0	60	0	0	0
DH Bandaragama	34	0	34	5	0	5
DH Nochiyagama	41	0	41	6	0	6
DH Nawagamuwa	37	0	37	9	0	9
DH Bandarawela	41	0	41	0	0	0
DH Haguranketha	21	0	21	4	0	4
DH Beligala	56	0	56	5	0	5
DH Katugasthota	15	0	15	0	0	0
DH Wattedgama	27	0	27	8	0	8
DH Walapane	59	0	59	7	0	7
DH Damana	51	0	51	5	0	5
DH Deyyandara	17	0	17	3	0	3
DH Medagama	59	0	59	7	0	7
DH Pallegama	40	0	40	7	0	7
DH Wethara	39	0	39	17	0	17
DH Kithulgala	54	0	54	4	0	4
DH Kuchcheweli	71	0	71	11	0	11
DH Thammannawa	33	0	33	0	0	0
DH Middeniya	28	0	28	6	0	6
DH Ambalanthota	81	0	81	6	0	6
DH Rakwana	2	0	2	2	0	2
Army Hospital Panagoda	88	0	88	6	0	6
SLAF BH Katunayake	36	0	36	3	0	3
NIMH	21	0	21	4	0	4
Ayurveda hospital Rajagriya	99	0	99	0	0	0
Galuwapokuna Treat. Centre	99	0	99	0	0	0
Kandakadu treatment Centre	338	0	338	50	0	50
Gallela treatment Centre	393	0	393	45	0	45
Punani treatment Centre	553	0	553	76	0	76
Embilipitiya treatment Centre	169	0	169	33	0	33
Kahagolla treat. Centre	182	0	182	57	0	57
Rehabilitation Centre Ampara	199	0	199	0	0	0
Kahawatta treat. Centre	165	0	165	0	0	0
Wathupitiwela Treat. Centre	90	0	90	11	0	11
Bingiriya treat. Centre	606	0	606	44	0	44
Rambukkana treat. Centre	266	0	266	52	0	52
Yakkala treatment Centre	99	0	99	4	0	4
Kopal treatment Centre	232	0	232	37	0	37
Karadeniya treatment Centre	126	0	126	0	0	0
Panideniya treat. Centre	325	0	325	60	0	60
Darga town treatment Centre	12	0	12	0	0	0
BH Warakapola	192	0	192	23	0	23
Krishnapuram Treatment Center -	92	0	92	0	0	0
Dambadeniya Treat. Centre	516	0	516	67	0	67
Hikkaduwa Treat. Centre	231	0	231	10	0	10
Weligama Treat. Centre	960	0	960	0	0	0
Giriulla Treat. Centre	345	0	345	41	0	41
Bidunwewa Treat. Centre	117	0	117	11	0	11
Koggala Beach Hotel	151	0	151	29	0	29
Habaraduwa treat. Centre	123	0	123	4	0	4
Hanthana treat. Centre	78	0	78	2	0	2
Kundasale treat. Centre	72	0	72	3	0	3
Punani Brandix treat. Rx Centre	230	0	230	3	0	3
ICC Kande Ela	97	0	97	16	0	16
ICC Bogawanthalawa	14	0	14	0	0	0
ICC Hardy Technical College	115	0	115	2	0	2
Naleemah school ICC	228	0	228	0	0	0
Marathamunei ITC	84	0	84	35	0	35
Pasdunrata ITC	301	0	301	25	0	25
Sripalli Horana ITC	206	0	206	0	0	0
Gampola Youth Centre ITC	96	0	96	21	0	21
Gomarandadawala ITC	88	0	88	4	0	4
Pudukudiruppu ICC	328	0	328	31	0	31
Angunakopapelessa ICC	200	0	200	13	0	13
Kirama ICC	15	0	15	6	0	6
Parathipuram ICC	126	0	126	9	0	9
Kadaikadu ICC	313	0	313	33	0	33
Murikandi ICC	271	0	271	22	0	22
Boossa Army camp ICC	186	0	186	11	0	11