



Epidemiology Unit Ministry of Health

231, De Saram Place, Colombo 10, Sri Lanka

Tele: (+94 11) 2695112, 2681548, 4740490, 4740491, 4740492 Fax: (+94 11) 2696583 E-mail: chepid@slt.net.lk, epidunit@slt.net.lk Web: www.epid.gov.lk

Coronavirus disease 2019 (COVID-19) - Situation Report – 23.05.2021– 10 a.m.

An outbreak of pneumonia of unknown reason was first reported on 31st December 2019 from Wuhan City in Hubei Province of China. On 7th Jan 2020, it was diagnosed as “Novel Corona Virus”. On 30/01, WHO has declared it as a Public Health Emergency of International Concern (PHEIC). On 11/02/2020 the WHO renamed the disease as COVID-19 and on 11/03/2020 declared as pandemic. The incubation period is reported as 2-14 days.

Patients identified in last 24H	
Total Confirmed	2909
Returnees (+ close contacts) from other countries	Sri Lankans 3 Foreigners 0
Kandakadu Rehab. Center detainees and their contacts	0
Hospital samples (admitted with clinical signs/symptoms)	0
New Year Cluster	2871
Prison cluster	35

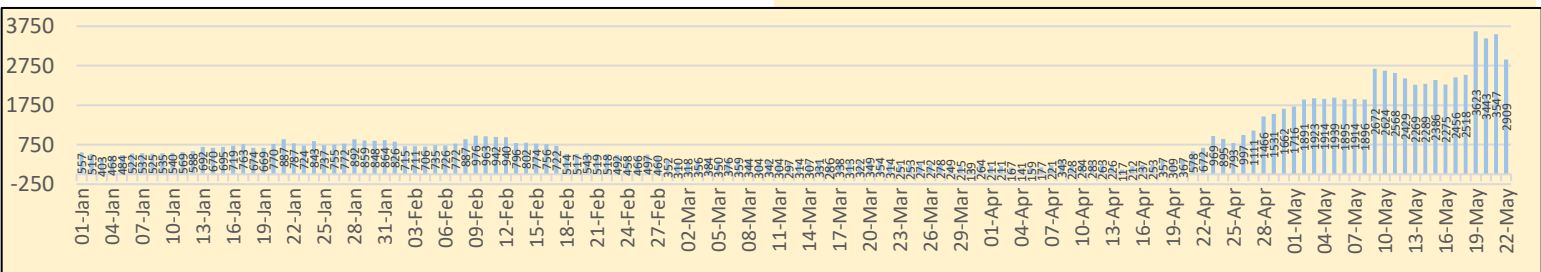
Details of COVID 19 diagnosed patients – Last 24H				
Number inward as at yesterday-10 am	COVID 19 Positive - last 24H	Discharged from the hospital - last 24H	Number of deaths - last 24H	Number inward as at today-10 am
30206	2909	1612	46	31457

Local Situation

Total Number Confirmed		161242
Imported Cases (Returnees from other countries)	Foreigners	318
	Sri Lankans	4160
Local Cases	Navy & their close contacts	950
	Kandakadu cluster & their close contacts	651
	Minuwangoda Cluster	3059
	Fish Market\ Harbour Cluster	82785
	Prison cluster	5498
	New Year Cluster	63508
Others	313	

Total Number Confirmed	161242
Total Number Recovered	128607
Total Number of Deaths	1178
Confirmed and hospitalized - today 10 am	31457

Suspected and hospitalized - today 10 am	1515
---	-------------





COVID-19 Vaccination	1 st Dose	2 nd Dose
Covishield Vaccine	925242	325796
Sinopharm Vaccine	511905	2435
Sputnik V	14984	-

Country	Cumulative Cases per 1 million population	COVID-19 deaths per 1 million population
Sri Lanka	7396	54
India	17887	196
Singapore	10751	5.4
Australia	1178	36
South East Asian Region	13893	168

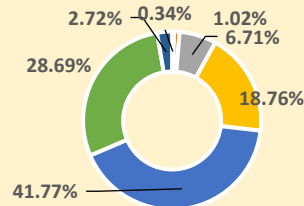
HEALTH DISTRICT	Count
COLOMBO	44713
GAMPAHA	30030
KALUTARA	13698
KURUNEGALA	8189
KANDY	6515
RATNAPURA	5225
GALLE	5587
MATARA	3595
MATALE	3155
PUTTALAM	2776
NUWARAELIYA	2916
BADULLA	2682
KEGALLE	2302
JAFFNA	2217
KALMUNAI	1342
MONERAGALA	1946
HAMBANTOTA	1912
ANURADHAPURA	1416
TRINCOMALEE	1185
BATTICOLOA	752
VAVUNIA	570
POLONNARUWA	687
AMPARA	611
MANNAR	368
KILINOCHCHI	385
MULLATIVU	249

Note: Considered only the individuals who contracted the disease from the districts

COVID 19 Deaths	1178
	722
	456

Age distribution of deaths

- < 15
- 16 - 30
- 31 - 45
- 46 - 60
- 61 - 75
- 76 - 90
- >90



Number of COVID -19 suspected patients - 1515

Hospital	Total suspected up to now			Today 10am		
	SL	Forei.	Total	SL	Forei.	Total
NIID	1414	76	1490	8	0	8
NHSL	45862	16	45878	162	0	162
TH Ragama	5863	5	5868	179	0	179
TH Karapitiya	2080	27	2107	77	0	77
TH A'pura	3486	2	3488	37	0	37
TH Kurun.	3196	1	3197	103	0	103
TH Jaffna	756	2	758	55	0	55
NH Kandy	2553	6	2559	17	0	17
TH Batti.	927	0	927	55	0	55
DGH Gampaha	1766	4	1770	82	0	82
DGH Negombo	3027	15	3042	80	0	80
TH Rathn.	1604	0	1604	71	0	71
PGH Badulla	954	2	956	39	0	39
LRH	590	0	590	10	0	10
DMH	2835	1	2836	16	0	16
DGH Polon'wa	3158	6	3164	29	0	29
TH Kalubowila	3598	5	3603	6	0	6
Castle St TH	867	0	867	11	0	11
BH Hambanthota	385	2	387	0	0	0
BH Mona'gala	972	0	972	10	0	10
BH Welikanda	69	1	70	0	0	0
DGH Kaluthara	2704	2	2706	134	0	134
Chest H. Welisara	2884	2	2886	40	0	40
Colombo East Base	371	0	371	6	0	6
G.H. Chilaw	8386	1	8387	15	0	15
G.H. Matara	241	2	243	0	0	0
KDU Hospital	19661	0	19661	85	0	85
G.H. Vavunia	411	0	411	0	0	0
B.H. Marawila	883	1	884	4	0	4
S.J.Pura TH	29287	2	29289	119	0	119
BH Theldeniya	173	0	173	8	0	8
BH Tangalle	214	1	215	15	0	15
NIMH	1338	0	1338	42	0	42
Total	Incorrect to total as transfers counts in both the			1515	0	1515

Source: Epidemiology Unit, Disease Surveillance System

Hospital distribution of COVID 19 diagnosed patients

	Inward Today 10am			Discharged during last		
	SL	Forei	Total	SL	Foreign	Total
NIID	161	0	161	9	0	9
BH Welikanda	69	0	69	2	0	2
Iranawila Hospital	115	0	115	1	0	1
BH Minuwangoda	55	0	55	9	0	9
Colombo East Base Hospital	101	0	101	6	0	6
TH Anuradhapura	52	0	52	5	0	5
Neville F'do hospital	499	0	499	54	0	54
DGH Hambanthota	166	2	168	34	0	34
DH Rambukkana	41	0	41	9	0	9
Kamburugamuwa	246	0	246	36	0	36
Kathankudy Hospital	91	0	91	11	0	11
BH Theldeniya	115	0	115	13	0	13
BH Homagama	168	0	168	9	0	9
BH Hingurakgoda	221	0	221	8	0	8
BH Galenbidunawewa	63	0	63	7	0	7
BH Kebithigollewa	183	0	183	10	0	10
DH Abanpola	50	0	50	1	0	1
DH Lunawa	55	0	55	8	0	8
DH Ingiriya	55	0	55	1	0	1
DH Kosgama	61	0	61	12	0	12
DH Dankotuwa	71	0	71	4	0	4
DH Divulapitiya	85	0	85	7	0	7
DH Laggala Pallegama	98	0	98	21	0	21
DH Dompe	26	0	26	2	0	2
DH Pimbura	56	0	56	18	0	18
DH Karadiyanaru	107	0	107	5	0	5
DH Radawana	41	0	41	3	0	3
Ichchimattuppu Hospital	64	0	64	10	0	10
DH Padiyathalawa	42	0	42	3	0	3
NHRD (Welisara)	24	0	24	2	0	2
DH Palamune	81	0	81	11	0	11
DH Undugoda	97	0	97	17	0	17
DH Narammala	51	0	51	7	0	7
DH Itthepana	25	0	25	4	0	4
DH Mathugama	60	0	60	7	0	7
DH Bandaragama	38	0	38	0	0	0
DH Nochiyagama	38	0	38	5	0	5
DH Nawagamuwa	38	0	38	0	0	0
DH Bandarawela	36	0	36	0	0	0
DH Haguranketha	25	0	25	1	0	1
DH Belligala	62	0	62	6	0	6
DH Katugasthota	15	0	15	7	0	7
DH Wattagama	23	0	23	0	0	0
DH Walapane	58	0	58	7	0	7
DH Damana	50	0	50	2	0	2
DH Deyyandara	20	0	20	5	0	5
DH Medagama	62	0	62	14	0	14
DH Pallegama	40	0	40	8	0	8
DH Wethara	50	0	50	2	0	2
DH Kithulgala	52	0	52	4	0	4
DH Kuchcheweli	73	0	72	11	0	11
DH Thammannawa	33	0	33	1	0	1
DH Middeniya	25	0	25	0	0	0
DH Ambalanthota	76	0	76	23	0	23
Army Hospital Panagoda	92	0	92	0	0	0
SLAF BH Katunayake	37	0	37	0	0	0
NIMH	20	0	20	0	0	0
Ayurweda hospital Rajagiriya	99	0	99	9	0	9
Galuwapokuna Treat. Centre	99	0	99	11	0	11
Kandakadu treatment Centre	389	0	389	68	0	68
Gallela treatment Centre	433	0	433	40	0	40
Punani treatment Centre	433	0	433	129	0	129
Embilipitiya treatment Centre	132	0	132	28	0	28
Kahagolla treat. Centre	189	0	189	0	0	0
Rehabilitation Centre Ampara	191	0	191	30	0	30
Kahawatta treat. Centre	165	0	165	43	0	43
Wathupitiwela Treat. Centre	78	0	78	1	0	1
Bingiriya treat. Centre	544	0	544	98	0	98
Rambukkana treat. Centre	285	0	285	0	0	0
Yakkala treatment Centre	106	0	106	5	0	5
Kopai treatment Centre	251	0	251	15	0	15
Karadeniya treatment Centre	126	0	126	46	0	46
Panideniya treat. Centre	327	0	327	58	0	58
Darga town treatment Centre	12	0	12	0	0	0
BH Warakapola	197	0	197	20	0	20
Krishnapuram Treatment Center -	114	0	114	0	0	0
Dambadeniya Treat. Centre	472	0	472	115	0	115
Hikkaduwa Treat. Centre	208	0	208	19	0	19
Weligama Treat. Centre	960	0	960	11	0	11
Giriulla Treat. Centre	343	0	343	58	0	58
Bidunwewa Treat. Centre	121	0	121	0	0	0
Koggala Beach Hotel	151	0	151	31	0	31
Habaraduwa treat. Centre	114	0	114	14	0	14
Hanthana treat. Centre	79	0	79	1	0	1
Kundasale treat. Centre	67	0	67	5	0	5
Punani Brandix treat. Rx Centre	176	0	176	13	0	13
ICC Kande Ela	80	0	80	17	0	17
ICC Bogawanthalawa	14	0	14	4	0	4
ICC Hardy Technical College	96	0	96	9	0	9
Naleemiah school ICC	228	0	228	37	0	37
Marathamunei ITC	77	0	77	27	0	27
Pasdunrata ITC	383	0	383	61	0	61
Sripali Horana ITC	206	0	206	16	0	16
Gampola Youth Centre ITC	99	0	99	24	0	24
Gomarandadawala ITC	70	0	70	6	0	6
Pudukudiruppu ICC	352	0	352	26	0	26
Angunakopapelessa ICC	198	0	198	20	0	20
Kirama ICC	20	0	20	1	0	1
Parathipuram ICC	133	0	133	10	0	10
Kadaikadu ICC	342	0	342	0	0	0
Murikandi ICC	293	0	293	3	0	3
Boossa Army camp ICC	167	0	167	21	0	21