



## Epidemiology Unit Ministry of Health

231, De Saram Place, Colombo 10, Sri Lanka

Tele: (+94 11) 2695112, 2681548, 4740490, 4740491, 4740492 Fax: (+94 11) 2696583 E-mail: [chepid@slt.net.lk](mailto:chepid@slt.net.lk), [epidunit@slt.net.lk](mailto:epidunit@slt.net.lk) Web: [www.epid.gov.lk](http://www.epid.gov.lk)

### Coronavirus disease 2019 (COVID-19) - Situation Report – 23.04.2021– 10 a.m.

An outbreak of pneumonia of unknown reason was first reported on 31<sup>st</sup> December 2019 from Wuhan City in Hubei Province of China. On 7<sup>th</sup> Jan 2020, it was diagnosed as “Novel Corona Virus”. On 30/01, WHO has declared it as a Public Health Emergency of International Concern (PHEIC). On 11/02/2020 the WHO renamed the disease as COVID-19 and on 11/03/2020 declared as pandemic. The incubation period is reported as 2-14 days.

Patients identified in last 24H		
<b>Total Confirmed</b>	<b>672</b>	
Returnees (+ close contacts) from other countries	Sri Lankans	12
	Foreigners	3
Kandakadu Rehab. Center detainees and their contacts	0	
Hospital samples (admitted with clinical signs/symptoms)	0	
Sub clusters related to Peliyagoda cluster	651	
Prison cluster	6	

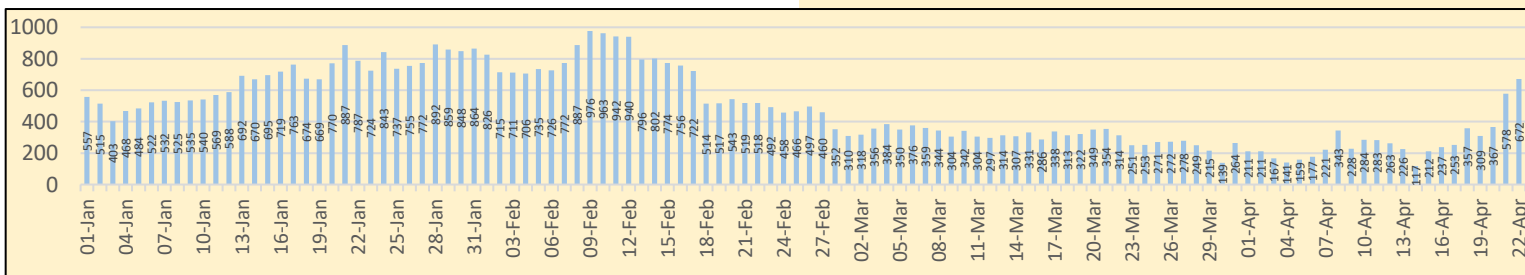
Details of COVID 19 diagnosed patients – Last 24H				
Number inward as at yesterday-10 am	COVID 19 Positive - last 24H	Discharged from the hospital - last 24H	Number of deaths - last 24H	Number inward as at today-10 am
<b>3537</b>	<b>672</b>	<b>151</b>	<b>5</b>	<b>4053</b>

#### Local Situation

Total Number Confirmed		98722
Imported Cases (Returnees from other countries)	Foreigners	273
	Sri Lankans	3383
Local Cases	Navy & their close contacts	950
	Kandakadu cluster & their close contacts	651
	Sub clusters related to Minuwangoda/Peliyagoda/ Prison cluster	93152
	Others	313

<b>Total Number Confirmed</b>	<b>98722</b>
<b>Total Number Recovered</b>	<b>94035</b>
<b>Total Number of Deaths</b>	<b>634</b>
<b>Confirmed and hospitalized - today 10 am</b>	<b>4053</b>

<b>Suspected and hospitalized - today 10 am</b>	<b>496</b>
---	------------





COVID-19 Total Vaccinated	925242
---------------------------	--------

Country	Cumulative Cases per 1 million population	COVID-19 deaths per 1 million population
Sri Lanka	4528	28
India	10716	128
Singapore	10394	5
Australia	1157	36
South East Asian Region	8755	118

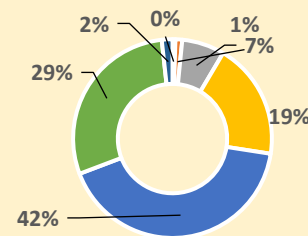
HEALTH DISTRICT	Count
COLOMBO	30993
GAMPAHA	18906
PUTTALAM	1465
KALUTARA	6902
ANURADHAPURA	686
KANDY	4312
KURUNEGALA	3312
POLONNARUWA	256
JAFFNA	1354
RATNAPURA	3084
KEGALLE	1732
MONERAGALA	657
KALMUNAI	1295
MATALE	1090
GALLE	2578
AMPARA	336
BADULLA	1577
MATARA	1850
BATTICOLOA	598
HAMBANTOTA	786
VAVUNIA	436
TRINCOMALEE	591
NUWARAELIYA	1428
KILINOCHCHI	146
MANNAR	299
MULLATIVU	63

Note: Considered only the individuals who contracted the disease from the districts

<b>COVID 19 Deaths</b>	<b>634</b>
	401
	233

### Age distribution of deaths

- < 15
- 16 - 30
- 31 - 45
- 46 - 60
- 61 - 75
- 76 - 90
- >90



Number of COVID -19 suspected patients -496						
Hospital	Total suspected up to			Today 10am		
	SL	Forei.	Total	SL	Forei.	Total
NIID	1373	76	1449	9	0	9
NHSL	39770	16	39786	10	0	10
TH Ragama	4186	5	4191	23	0	23
TH Karapitiya	1189	27	1216	4	0	4
TH A'pura	2775	2	2777	2	0	2
TH Kurun.	2235	1	2236	52	0	52
TH Jaffna	556	2	558	2	0	2
NH Kandy	2031	6	2037	18	0	18
TH Batti.	700	0	700	2	0	2
DGH Gampaha	1199	4	1203	1	0	1
DGH Negombo	2532	15	2547	5	0	5
TH Rathn.	1154	0	1154	5	0	5
PGH Badulla	574	2	576	14	0	14
LRH	486	0	486	0	0	0
DMH	2719	1	2720	2	0	2
DGH Polon'wa	2287	6	2293	2	0	2
TH Kalubowila	2176	5	2181	22	0	22
Castle St TH	822	0	822	0	0	0
BH Hambanthota	385	2	387	0	0	0
BH Mona'gala	682	0	682	2	0	2
BH Welikanda	69	1	70	0	0	0
DGH Kaluthara	1544	2	1546	7	0	7
Chest H. Welisara	2541	2	2543	38	0	38
Colombo East Base	327	0	327	5	0	5
G.H. Chilaw	7480	1	7481	20	0	20
G.H. Matara	6	2	8	0	0	0
KDU Hospital	15554	0	15554	76	0	76
G.H. Vavunia	367	0	367	1	0	1
B.H. Marawila	747	1	748	2	0	2
S.J.Pura TH	20873	2	20875	129	0	129
BH Theldeniya	161	0	161	3	0	3
BH Tangalle	93	1	94	0	0	0
NIMH	1133	0	1133	40	0	40
<b>Total</b>	Incorrect to total as transfers counts in both the institutions			<b>496</b>	<b>0</b>	<b>496</b>

Source: Epidemiology Unit, Disease Surveillance System

Hospital	Inward Today 10am			Discharged during last		
	SL	Forei	Total	SL	Foreig	Total
NIID	128	5	133	5	0	5
BH Welikanda	90	0	90	0	0	0
Iranawila Hospital	37	0	37	2	0	2
BH Minuwangoda	22	0	22	0	0	0
Colombo East Base Hospital	60	0	60	5	0	5
TH Anuradhapura	57	0	57	0	0	0
Neville P'do hospital	168	0	168	5	0	5
DGH Hambanthota	48	0	48	10	0	10
DH Rambukkana	16	0	16	0	0	0
Kamburugamuwa	37	0	37	1	0	1
Kathankudy Hospital	52	0	52	0	0	0
BH Theldeniya	26	0	26	1	0	1
BH Homagama	50	0	50	4	0	4
BH Galgamuwa	0	0	0	0	0	0
DH Abanpola	36	0	36	1	0	1
DH Lunawa	40	0	40	0	0	0
DH Ingiriya	15	0	15	3	0	3
DH Kosgama	28	0	28	0	0	0
DH Dankotuwa	43	0	43	8	0	8
DH Divulapitiya	88	0	88	7	0	7
DH Laggala Pallegama	47	0	47	0	0	0
DH Dompe	0	0	0	0	0	0
DH Pimbura	50	0	50	1	0	1
DH Karadiyanaru	6	0	6	0	0	0
DH Radawana	42	0	42	0	0	0
Ichchilampattu Hospital	69	0	69	13	0	13
DH Padiyathalawa	0	0	0	0	0	0
NHRD (Welisara)	0	0	0	0	0	0
DH Palamune	11	0	11	0	0	0
DH Undugoda	0	0	0	0	0	0
DH Narammala	64	0	64	7	0	7
DH Iththevana	14	0	14	2	0	2
DH Mathugama	25	0	25	0	0	0
DH Bandaragama	20	0	20	0	0	0
DH Nochchiyagama	14	0	14	0	0	0
DH Nawagamuwa	12	0	12	0	0	0
DH Bandarawela	0	0	0	0	0	0
DH Haguranketha	3	0	3	6	0	6
Army Hospital Panagoda	3	0	3	0	0	0
SLAF BH Katunayake	0	0	0	0	0	0
NIMH	10	0	10	0	0	0
Kandakadu treatment Centre	0	0	0	0	0	0
Gallela treatment Centre	0	0	0	0	0	0
Punani treatment Centre	0	0	0	0	0	0
Embilipitiya treatment Centre	57	0	57	0	0	0
Kahagolla treat. Centre	5	0	5	0	0	0
Samanalawewa treatment Centre	0	0	0	0	0	0
Rehabilitation Centre Ampara	2	0	2	0	0	0
Kahawatta treat. Centre	0	0	0	0	0	0
Wathupitiwela Treat. Centre	58	0	58	2	0	2
Bingiriya treat. Centre	97	0	97	3	0	3
Rambukkana treat. Centre	25	0	25	1	0	1
Polgolla treatment Centre	0	0	0	0	0	0
Yakkala treatment Centre	74	0	74	3	0	3
Kopai treatment Centre	63	0	63	2	0	2
Police training school Kalutara	0	0	0	0	0	0
Karandeniya treatment Centre	0	0	0	0	0	0
Panideniya treat. Centre	34	0	34	1	0	1
Darga town treatment Centre	28	0	28	0	0	0
BH Warakapola	117	0	117	1	0	1
Krishnapuram Treatment Center - Kilinochchi	93	0	93	0	0	0
Damba'eniya Treat. Centre	226	0	226	8	0	8
Hikkaduwa Treat. Centre	98	0	98	2	0	2
Weligama Treat. Centre	16	0	16	3	0	3
Giriulla Treat. Centre	221	0	221	44	0	44
Bidunwewa Treat. Centre	9	0	9	0	0	0
Koggala Beach Hotel	93	0	93	0	0	0
Hikkaduwa Super Corel-ICC	0	0	0	0	0	0
Habaraduwa treat. Centre	0	0	0	0	0	0