



Epidemiology Unit Ministry of Health

231, De Saram Place, Colombo 10, Sri Lanka

Tele: (+94 11) 2695112, 2681548, 4740490, 4740491, 4740492 Fax: (+94 11) 2696583 E-mail: chepid@slt.net.lk, epidunit@slt.net.lk Web: www.epid.gov.lk

Coronavirus disease 2019 (COVID-19) - Situation Report – 22.05.2021– 10 a.m.

An outbreak of pneumonia of unknown reason was first reported on 31st December 2019 from Wuhan City in Hubei Province of China. On 7th Jan 2020, it was diagnosed as “Novel Corona Virus”. On 30/01, WHO has declared it as a Public Health Emergency of International Concern (PHEIC). On 11/02/2020 the WHO renamed the disease as COVID-19 and on 11/03/2020 declared as pandemic. The incubation period is reported as 2-14 days.

Patients identified in last 24H		
Total Confirmed	3547	
Returnees (+ close contacts) from other countries	Sri Lankans	7
	Foreigners	2
Kandakadu Rehab. Center detainees and their contacts	0	
Hospital samples (admitted with clinical signs/symptoms)	0	
New Year Cluster	3513	
Prison cluster	25	

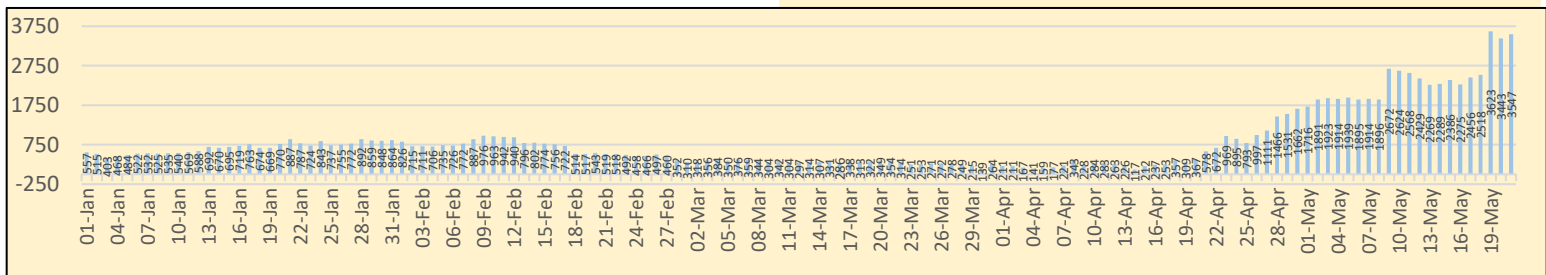
Details of COVID 19 diagnosed patients – Last 24H				
Number inward as at yesterday-10 am	COVID 19 Positive - last 24H	Discharged from the hospital - last 24H	Number of deaths - last 24H	Number inward as at today-10 am
28338	3547	1635	44	30206

Local Situation

Total Number Confirmed		158333
Imported Cases (Returnees from other countries)	Foreigners	318
	Sri Lankans	4157
Local Cases	Navy & their close contacts	950
	Kandakadu cluster & their close contacts	651
	Minuwangoda Cluster	3059
	Fish Market\ Harbour Cluster	82785
	Prison cluster	5463
	New Year Cluster	60637
Others	313	

Total Number Confirmed	158333
Total Number Recovered	126995
Total Number of Deaths	1132
Confirmed and hospitalized - today 10 am	30206

Suspected and hospitalized - today 10 am	1451
---	-------------





COVID-19 Vaccination	1 st Dose	2 nd Dose
Covishield Vaccine	925242	320196
Sinopharm Vaccine	501493	2435
Sputnik V	14941	-

Country	Cumulative Cases per 1 million population	COVID-19 deaths per 1 million population
Sri Lanka	7262	52
India	17887	196
Singapore	10751	5.4
Australia	1178	36
South East Asian Region	13893	168

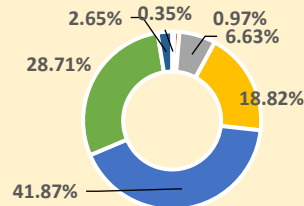
HEALTH DISTRICT	Count
COLOMBO	43844
GAMPAHA	29427
KALUTARA	13461
KURUNEGALA	7809
KANDY	6326
RATNAPURA	5033
GALLE	5355
MATARA	3477
MATALE	3081
PUTTALAM	2735
NUWARAELIYA	2789
BADULLA	2605
KEGALLE	2191
JAFFNA	2130
KALMUNAI	1341
MONERAGALA	1906
HAMBANTOTA	1839
ANURADHAPURA	1415
TRINCOMALEE	1155
BATTICOLOA	742
VAVUNIA	567
POLONNARUWA	669
AMPARA	608
MANNAR	367
KILINOCHCHI	371
MULLATIVU	243

Note: Considered only the individuals who contracted the disease from the districts

COVID 19 Deaths	1132
	692
	440

Age distribution of deaths

- < 15
- 16 - 30
- 31 - 45
- 46 - 60
- 61 - 75
- 76 - 90
- >90



Number of COVID -19 suspected patients - 1451						
Hospital	Total suspected up to now			Today 10am		
	SL	Forei.	Total	SL	Forei.	Total
NIID	1413	76	1489	9	0	9
NHSL	45761	16	45777	161	0	161
TH Ragama	5781	5	5786	162	0	162
TH Karapitiya	1995	27	2022	-	0	-
TH A'pura	3456	2	3458	38	0	38
TH Kurun.	3149	1	3150	123	0	123
TH Jaffna	736	2	738	11	0	11
NH Kandy	2536	6	2542	23	0	23
TH Batti.	915	0	915	54	0	54
DGH Gampaha	1743	4	1747	77	0	77
DGH Negombo	3008	15	3023	65	0	65
TH Rathn.	1596	0	1596	71	0	71
PGH Badulla	944	2	946	43	0	43
LRH	581	0	581	7	0	7
DMH	2833	1	2834	15	0	15
DGH Polon'wa	3132	6	3138	18	0	18
TH Kalubowila	3435	5	3440	13	0	13
Castle St TH	865	0	865	11	0	11
BH Hambanthota	385	2	387	0	0	0
BH Mona'gala	959	0	959	7	0	7
BH Welikanda	69	1	70	0	0	0
DGH Kaluthara	2632	2	2634	105	0	105
Chest H. Welisara	2877	2	2879	43	0	43
Colombo East Base	367	0	367	-	0	-
G.H. Chilaw	8380	1	8381	23	0	23
G.H. Matara	241	2	243	0	0	0
KDU Hospital	19576	0	19576	52	0	52
G.H. Vavunia	411	0	411	17	0	17
B.H. Marawila	883	1	884	7	0	7
S.J.Pura TH	29168	2	29170	228	0	228
BH Theldeniya	171	0	171	6	0	6
BH Tangalle	213	1	214	19	0	19
NIMH	1333	0	1333	43	0	43
Total	Incorrect to total as transfers counts in both the			1451	0	1451

Source: Epidemiology Unit, Disease Surveillance System

Hospital distribution of COVID 19 diagnosed patients

	Inward Today 10am			Discharged during last		
	SL	Forei	Total	SL	Foreign	Total
NIID	159	0	159	24	0	24
BH Welikanda	67	0	67	1	0	1
Iranawila Hospital	97	0	97	4	0	4
BH Minuwangoda	51	0	51	4	0	4
Colombo East Base Hospital	101	0	101	0	0	0
TH Anuradhapura	55	0	55	3	0	3
Neville F' do hospital	491	0	491	50	0	50
DGH Hambanthota	175	0	175	25	0	25
DH Rambukkana	43	0	43	6	0	6
Kamburugamuwa	218	0	218	0	0	0
Kathankudy Hospital	101	0	101	4	0	4
BH Theldeniya	117	0	117	8	0	8
BH Homagama	159	0	159	16	0	16
BH Hingurakgoda	222	0	222	17	0	17
BH Galenbidunawewa	63	0	63	3	0	3
BH Kebithigollewa	35	0	35	8	0	8
DH Abanpola	44	0	44	0	0	0
DH Lunawa	56	0	56	66	0	66
DH Ingiriya	39	0	39	1	0	1
DH Kosgama	56	0	56	8	0	8
DH Dankotuwa	70	0	70	8	0	8
DH Divulapitiya	85	0	85	10	0	10
DH Lagala Pallegama	106	0	106	10	0	10
DH Dompe	23	0	23	8	0	8
DH Pimbura	63	0	63	3	0	3
DH Karadiyanaru	101	0	101	0	0	0
DH Radawana	39	0	39	4	0	4
Ichchilampattu Hospital	50	0	50	0	0	0
DH Padiyathalawa	45	0	45	7	0	7
NHRD (Welisara)	20	0	20	7	0	7
DH Palamune	73	0	73	3	0	3
DH Undugoda	110	0	110	12	0	12
DH Narammala	55	0	55	12	0	12
DH Iththevana	30	0	30	7	0	7
DH Mathugama	61	0	61	0	0	0
DH Bandaragama	34	0	34	5	0	5
DH Nochiyagama	38	0	38	5	0	5
DH Nawagamuwa	36	0	36	0	0	0
DH Bandarawela	36	0	36	15	0	15
DH Haguranketha	20	0	20	7	0	7
DH Belligala	54	0	54	15	0	15
DH Katugasthota	23	0	23	5	0	5
DH Wattagama	23	0	23	0	0	0
DH Walapane	80	0	80	34	0	34
DH Damana	50	0	50	2	0	2
DH Deyyandara	15	0	15	5	0	5
DH Medagama	66	0	66	9	0	9
DH Pallegama	35	0	35	4	0	4
DH Wethara	46	0	46	0	0	0
DH Kithulgala	54	0	54	9	0	9
DH Kuchcheweli	70	0	70	0	0	0
DH Thammannawa	67	0	67	0	0	0
DH Middeniya	27	0	27	0	0	0
DH Ambalanthota	80	0	80	0	0	0
Army Hospital Panagoda	84	0	84	0	0	0
SLAF BH Katunayake	43	0	43	13	0	13
NIMH	19	0	19	3	0	3
Ayurweda hospital Rajagiriya	97	0	97	7	0	7
Galuwapokuna Treat. Centre	89	0	89	5	0	5
Kandakadu treatment Centre	333	0	333	62	0	62
Gallela treatment Centre	348	0	348	68	0	68
Punani treatment Centre	563	0	563	94	0	94
Embilipitiya treatment Centre	124	0	124	0	0	0
Kahagolla treat. Centre	189	0	189	21	0	21
Rehabilitation Centre Ampara	188	0	188	15	0	15
Kahawatta treat. Centre	210	0	210	0	0	0
Wathupitiwela Treat. Centre	116	0	116	7	0	7
Bingiriya treat. Centre	581	0	581	95	0	95
Rambukkana treat. Centre	285	0	285	0	0	0
Polgolla treatment Centre	0	0	0	0	0	0
Yakkala treatment Centre	82	0	82	6	0	6
Kopal treatment Centre	167	0	167	72	0	72
Karandeniya treatment Centre	130	0	130	15	0	15
Panideniya treat. Centre	338	0	338	33	0	33
Darga town treatment Centre	12	0	12	0	0	0
BH Warakapola	199	0	199	23	0	23
Krishnapuram Treatment Center -	108	0	108	0	0	0
Dambadeniya Treat. Centre	513	0	513	73	0	73
Hikkaduwa Treat. Centre	149	0	149	29	0	29
Weligama Treat. Centre	60	0	60	4	0	4
Giriulla Treat. Centre	313	0	313	52	0	52
Bidunwewa Treat. Centre	121	0	121	21	0	21
Koggala Beach Hotel	159	0	159	33	0	33
Habaraduwa treat. Centre	104	0	104	27	0	27
Hanthana treat. Centre	77	0	77	5	0	5
Kundasale treat. Centre	56	0	56	3	0	3
Punani Brandix treat. Rx Centre	165	0	165	14	0	14
ICC Kande Ela	92	0	92	20	0	20
ICC Bogawanthalawa	45	0	45	29	0	29
ICC Hardy Technical College	48	0	48	8	0	8
Naleemah school ICC	188	0	188	17	0	17
Marathamunei ITC	68	0	68	22	0	22
Pasdunrata ITC	320	0	320	54	0	54
Sripali Horana ITC	208	0	208	56	0	56
Gampola Youth Centre ITC	99	0	99	24	0	24
Gomarandadawala ITC	51	0	51	31	0	31
Pudukudiruppu ICC	352	0	352	38	0	38
Angunakopapelessa ICC	216	0	216	0	0	0
Kirama ICC	20	0	20	0	0	0
Parathipuram ICC	125	0	125	6	0	6
Kadaikadu ICC	339	0	339	7	0	7
Murikandi ICC	298	0	298	0	0	0
Boossa Army camp ICC	169	0	169	69	0	69