



Epidemiology Unit Ministry of Health

231, De Saram Place, Colombo 10, Sri Lanka

Tel: (+94 11) 2695112, 2681548, 4740490, 4740491, 4740492 Fax: (+94 11) 2696583 E-mail: chepid@slt.net.lk, epidunit@slt.net.lk Web: www.epid.gov.lk

Coronavirus disease 2019 (COVID-19) - Situation Report – 22.03.2021– 10 a.m.

An outbreak of pneumonia of unknown reason was first reported on 31st December 2019 from Wuhan City in Hubei Province of China. On 7th Jan 2020, it was diagnosed as “Novel Corona Virus”. On 30/01, WHO has declared it as a Public Health Emergency of International Concern (PHEIC). On 11/02/2020 the WHO renamed the disease as COVID-19 and on 11/03/2020 declared as pandemic. The incubation period is reported as 2-14 days.

Patients identified in last 24H		
Total Confirmed		354
Returnees (+ close contacts) from other countries	Sri Lankans	11
	Foreigners	1
Kandakadu Rehab. Center detainees and their contacts		0
Hospital samples (admitted with clinical signs/symptoms)		0
Sub clusters related to Peliyagoda cluster		342
Prison cluster		0

Details of COVID 19 diagnosed patients – Last 24H				
Number inward as at yesterday-10 am	COVID 19 Positive - last 24H	Discharged from the hospital - last 24H	Number of deaths - last 24H	Number inward as at today-10 am
2542	354	299	1	2596

Local Situation

Total Number Confirmed		90200
Imported Cases (Returnees from other countries)	Foreigners	193
	Sri Lankans	2464
Local Cases	Navy & their close contacts	950
	Kandakadu cluster & their close contacts	651
	Sub clusters related to Minuwangoda/Peliyagoda/ Prison cluster	85629
	Others	313

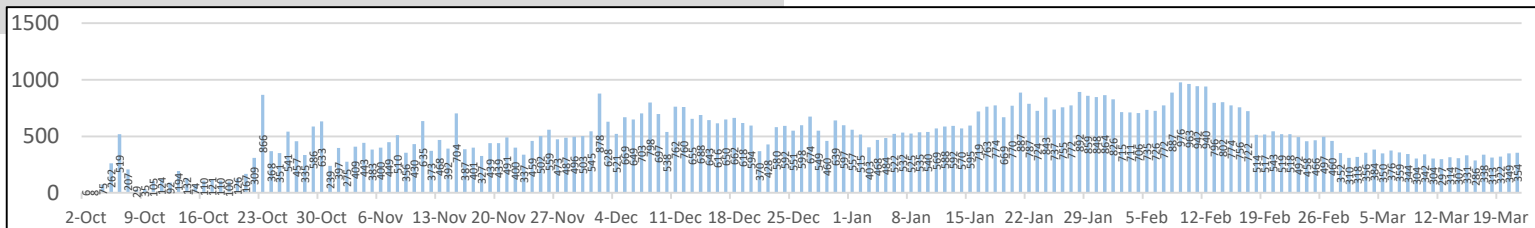
Total Number Confirmed		90200
Total Number Recovered		87058
Total Number of Deaths		546
Confirmed and hospitalized - today 10 am		2596



Suspected and hospitalized - today 10 am **410**

Country	Cumulative Cases per 1 million population	COVID-19 deaths per 1 million population
Sri Lanka	4137	25
India	8231	115
Singapore	10271	5
Australia	1142	36
South East Asian Region	6869	105

HEALTH DISTRICT	Count
COLOMBO	29312
GAMPAHA	17838
PUTTALAM	1217
KALUTARA	6562
ANURADHAPURA	579
KANDY	4158
KURUNEGALA	2523
POLONNARUWA	234
JAFFNA	461
RATNAPURA	2758
KEGALLE	1663
MONERAGALA	568
KALMUNAI	1280
MATALE	1016
GALLE	2423
AMPARA	302
BADULLA	1468
MATARA	1731
BATTICOLOA	573
HAMBANTOTA	657
VAVUNIA	402
TRINCOMALEE	506
NUWARAELIYA	1289
KILINOCHCHI	125
MANNAR	274
MULLATIVU	36

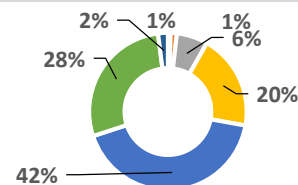
Note: Considered only the individuals who contracted the disease from the districts



COVID 19 Deaths	546
	336
	210

Age distribution of deaths

- < 15
- 16 - 30
- 31 - 45
- 46 - 60
- 61 - 75
- 76 - 90



Number of COVID -19 suspected patients - 410

Hospital	Total suspected up to now			Today 10am		
	SL	Forei.	Total	SL	Forei.	Total
NIID	1326	76	1402	3	0	3
NHSL	28371	16	28387	3	0	3
TH Ragama	3848	5	3853	6	0	6
TH Karapitiya	1095	27	1122	2	0	2
TH A'pura	2645	2	2647	12	0	12
TH Kurun.	1996	1	1997	41	0	41
TH Jaffna	481	2	483	5	0	5
NH Kandy	1835	6	1841	6	0	6
TH Batti.	632	0	632	7	0	7
DGH Gampaha	1149	4	1153	0	0	0
DGH Negombo	2435	15	2450	6	0	6
TH Rathn.	1073	0	1073	0	0	0
PGH Badulla	477	2	479	3	0	3
LRH	474	0	474	1	0	1
DMH	2582	1	2583	17	0	17
DGH Polon'wa	1973	6	1979	0	0	0
TH Kalubowila	1922	5	1927	2	0	2
Castle St TH	796	0	796	0	0	0
BH Hambanthota	385	2	387	0	0	0
BH Mona'gala	608	0	608	7	0	7
BH Welikanda	69	1	70	0	0	0
DGH Kaluthara	1486	2	1488	8	0	8
Chest H. Welisara	2050	2	2052	31	0	31
Colombo East Base Hospital	302	0	302	8	0	8
G.H. Chilaw	6922	1	6923	15	0	15
G.H. Matara	241	2	243	0	0	0
KDU Hospital	13363	0	13363	57	0	57
G.H. Vavunia	352	0	352	3	0	3
B.H. Marawila	681	1	682	4	0	4
S.J.Pura TH	16501	2	16503	121	0	121
BH Theldeniya	149	0	149	4	0	4
BH Tangalle	83	1	84	0	0	0
NIMH	932	0	932	38	0	38
Total	Incorrect to total as transfers counts in both the institutions			410	0	410

Source: Epidemiology Unit, Disease Surveillance System

Hospital distribution of COVID 19 diagnosed patients

	Inward Today 10am			Discharged during last 24H		
	SL	Foreign	Total	SL	Foreign	Total
NIID	74	0	74	12	0	12
BH Welikanda	34	0	34	8	0	8
Iranawila Hospital	15	0	15	1	0	1
BH Minuwangoda	0	0	0	0	0	0
Colombo East Base Hospital	47	0	47	5	0	5
TH Anuradhapura	23	0	23	0	0	0
Neville F' do hospital	114	0	114	0	0	0
DGH Hambanthota	94	0	94	0	0	0
DH Rambukkana	2	0	2	2	0	2
Kamburugamuwa	71	0	71	24	0	24
Kathankudy Hospital	8	0	8	0	0	0
BH Theldeniya	25	0	25	4	0	4
BH Homagama	66	0	66	6	0	6
BH Galgamuwa	0	0	0	0	0	0
DH Abanpola	27	0	27	4	0	4
DH Lunawa	23	0	23	6	0	6
DH Ingriya	8	0	8	0	0	0
DH Kosgama	11	0	11	1	0	1
DH Dankotuwa	32	0	32	1	0	1
DH Divulapitiya	53	0	53	0	0	0
DH Laggala Pallegama	68	0	68	9	0	9
DH Dompe	27	0	27	0	0	0
DH Pimbura	24	0	24	2	0	2
DH Karadiyanaru	31	0	31	0	0	0
DH Radawana	19	0	19	2	0	2
Ichchilampattu Hospital	65	0	65	8	0	8
DH Padiyathalawa	0	0	0	0	0	0
NHRD (Welisara)	0	0	0	0	0	0
DH Palamune	17	0	17	0	0	0
DH Undugoda	0	0	0	0	0	0
DH Narammala	16	0	16	0	0	0
DH Iththepana	12	0	12	0	0	0
DH Mathugama	12	0	12	0	0	0
DH Bandaragama	12	0	12	2	0	2
DH Nochchiyagama	15	0	15	0	0	0
DH Nawagamuwa	8	0	8	9	0	9
DH Bandarawela	0	0	0	0	0	0
DH Hagaranketha	7	0	7	0	0	0
Army Hospital Panagoda	3	0	3	2	0	2
SLAF BH Katunayake	2	0	2	0	0	0
NIMH	6	0	6	2	0	2
Kandakadu treatment Centre	0	0	0	0	0	0
Gallela treatment Centre	0	0	0	0	0	0
Punani treatment Centre	84	0	84	0	0	0
Embilipitiya treatment Centre	112	0	112	25	0	25
Kahagolla treat. Centre	56	0	56	4	0	4
Samanalawewa treatment Centre	0	0	0	0	0	0
Rehabilitation Centre Ampara	15	0	15	5	0	5
Kahawatta treat. Centre	38	0	38	8	0	8
Wathupitiwela Treat. Centre	85	0	85	14	0	14
Bingiriya treat. Centre	90	0	90	7	0	7
Rambukkana treat. Centre	1	0	1	0	0	0
Polgolla treatment Centre	43	0	43	10	0	10
Yakkala treatment Centre	60	0	60	4	0	4
Kopai treatment Centre	91	0	91	23	0	23
Police training school Kalutara	0	0	0	0	0	0
Karadeniya treatment Centre	38	0	38	8	0	8
Panideniya treat. Centre	44	0	44	7	0	7
Darga town treatment Centre	9	0	9	5	0	5
BH Warakapola	101	0	101	16	0	16
Krishnapuram Treatment Center - Kilinochchi	115	0	115	22	0	22
Dambadeniya Treat. Centre	38	0	38	11	0	11
Hikkaduwa Treat. Centre	72	0	72	0	0	0
Weligama Treat. Centre	3	0	3	0	0	0
Giriulla Treat. Centre	29	0	29	8	0	8
Bidunwewa Treat. Centre	35	0	35	8	0	8
Koggala Beach Hotel	24	1	25	4	0	4
Hikkaduwa Super Corel-ICC	5	0	5	0	0	0
Habaraduwa treat. Centre	0	0	0	0	0	0