

Epidemiology Unit Ministry of Health

231, De Saram Place, Colombo 10, Sri Lanka

Tele: (+94 11) 2695112, 2681548, 4740490, 4740491, 4740492 Fax: (+94 11) 2696583 E-mail: chepid@slt.net.lk, epidunit@slt.net.lk Web: www.epid.gov.lk

Coronavirus disease 2019 (COVID-19) - Situation Report – 21.04.2021– 10 a.m.

An outbreak of pneumonia of unknown reason was first reported on 31st December 2019 from Wuhan City in Hubei Province of China. On 7th Jan 2020, it was diagnosed as “Novel Corona Virus”. On 30/01, WHO has declared it as a Public Health Emergency of International Concern (PHEIC). On 11/02/2020 the WHO renamed the disease as COVID-19 and on 11/03/2020 declared as pandemic. The incubation period is reported as 2-14 days.

Patients identified in last 24H		
Total Confirmed	367	
Returnees (+ close contacts) from other countries	Sri Lankans	20
	Foreigners	2
Kandakadu Rehab. Center detainees and their contacts	0	
Hospital samples (admitted with clinical signs/symptoms)	0	
Sub clusters related to Peliyagoda cluster	343	
Prison cluster	2	

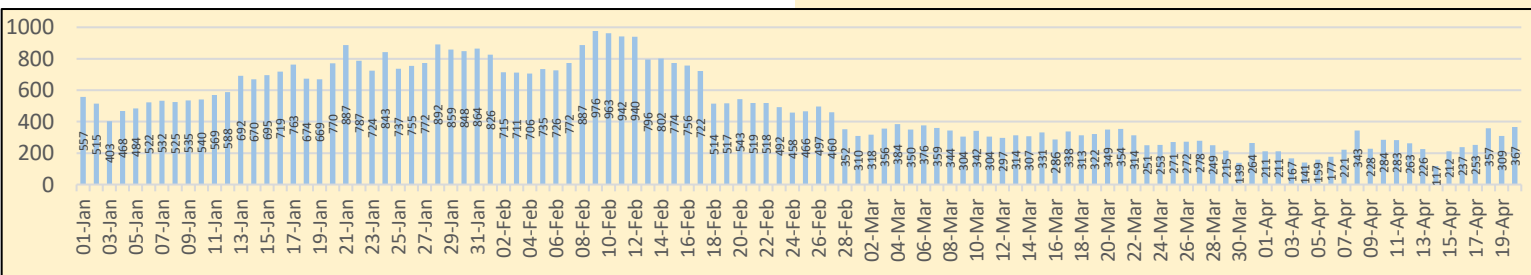
Details of COVID 19 diagnosed patients – Last 24H				
Number inward as at yesterday-10 am	COVID 19 Positive - last 24H	Discharged from the hospital - last 24H	Number of deaths - last 24H	Number inward as at today-10 am
2938	367	121	5	3179

Local Situation

Total Number Confirmed		97472
Imported Cases (Returnees from other countries)	Foreigners	270
	Sri Lankans	3309
Local Cases	Navy & their close contacts	950
	Kandakadu cluster & their close contacts	651
	Sub clusters related to Minuwangoda/Peliyagoda/ Prison cluster	91979
	Others	313

Total Number Confirmed	97472
Total Number Recovered	93668
Total Number of Deaths	625
Confirmed and hospitalized - today 10 am	3179

Suspected and hospitalized - today 10 am	483
---	------------





COVID-19 Total Vaccinated	925242
----------------------------------	---------------

Country	Cumulative Cases per 1 million population	COVID-19 deaths per 1 million population
Sri Lanka	4471	28
India	10716	128
Singapore	10394	5
Australia	1157	36
South East Asian Region	8755	118

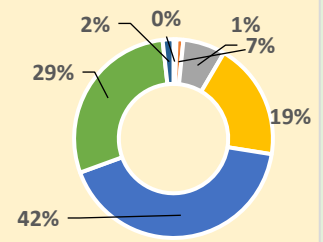
HEALTH DISTRICT	Count
COLOMBO	30790
GAMPAHA	18791
PUTTALAM	1381
KALUTARA	6846
ANURADHAPURA	678
KANDY	4304
KURUNEGALA	3158
POLONNARUWA	255
JAFFNA	1332
RATNAPURA	3070
KEGALLE	1725
MONERAGALA	645
KALMUNAI	1295
MATALE	1083
GALLE	2531
AMPARA	336
BADULLA	1574
MATARA	1845
BATTICOLOA	598
HAMBANTOTA	764
VAVUNIA	436
TRINCOMALEE	575
NUWARAELIYA	1405
KILINOCHCHI	146
MANNAR	294
MULLATIVU	62

Note: Considered only the individuals who contracted the disease from the districts

COVID 19 Deaths	625
	393
	232

Age distribution of deaths

- < 15
- 16 - 30
- 31 - 45
- 46 - 60
- 61 - 75
- 76 - 90
- >90



Number of COVID -19 suspected patients -483						
Hospital	Total suspected up to			Today 10am		
	SL	Forei.	Total	SL	Forei.	Total
NIID	1372	76	1448	10	0	10
NHSL	38901	16	38917	7	0	7
TH Ragama	4150	5	4155	7	0	7
TH Karapitiya	1174	27	1201	2	0	2
TH A'pura	2757	2	2759	15	0	15
TH Kurun.	2180	1	2181	24	0	24
TH Jaffna	552	2	554	3	0	3
NH Kandy	2008	6	2014	14	0	14
TH Batti.	694	0	694	5	0	5
DGH Gampaha	1191	4	1195	1	0	1
DGH Negombo	2523	15	2538	10	0	10
TH Rathn.	1148	0	1148	1	0	1
PGH Badulla	560	2	562	5	0	5
LRH	486	0	486	1	0	1
DMH	2709	1	2710	6	0	6
DGH Polon'wa	2271	6	2277	1	0	1
TH Kalubowila	2132	5	2137	5	0	5
Castle St TH	816	0	816	0	0	0
BH Hambanthota	385	2	387	0	0	0
BH Mona'gala	667	0	667	1	0	1
BH Welikanda	69	1	70	0	0	0
DGH Kaluthara	1533	2	1535	0	0	0
Chest H. Welisara	2505	2	2507	41	0	41
Colombo East Base	324	0	324	0	0	0
G.H. Chilaw	7395	1	7396	10	0	10
G.H. Matara	6	2	8	0	0	0
KDU Hospital	15332	0	15332	102	0	102
G.H. Vavunia	365	0	365	1	0	1
B.H. Marawila	745	1	746	2	0	2
S.J.Pura TH	20505	2	20507	170	0	170
BH Theldeniya	158	0	158	2	0	2
BH Tangalle	93	1	94	0	0	0
NIMH	1120	0	1120	37	0	37
Total	Incorrect to total as transfers counts in both the institutions			483	0	483

Source: Epidemiology Unit, Disease Surveillance System

Hospital	Inward Today 10am			Discharged during last		
	SL	Forei	Total	SL	Forei	Total
NIID	126	5	131	5	0	5
BH Welikanda	105	0	105	0	0	0
Iranawila Hospital	23	0	23	0	0	0
BH Minuwangoda	25	0	25	0	0	0
Colombo East Base Hospital	58	0	58	0	0	0
TH Anuradhapura	35	0	35	3	0	3
Neville P'do hospital	108	0	108	0	0	0
DGH Hambanthota	42	0	42	17	0	17
DH Rambukkana	0	0	0	0	0	0
Kamburugamuwa	15	0	15	0	0	0
Kathankudy Hospital	29	0	29	0	0	0
BH Theldeniya	16	0	16	4	0	4
BH Homagama	74	0	74	4	0	4
BH Galgamuwa	0	0	0	0	0	0
DH Abanpola	48	0	48	0	0	0
DH Lunawa	22	0	22	3	0	3
DH Ingiriya	12	0	12	0	0	0
DH Kosgama	18	0	18	0	0	0
DH Dankotuwa	35	0	35	3	0	3
DH Divulapitiya	79	0	79	3	0	3
DH Laggala Pallegama	41	0	41	8	0	8
DH Dompe	0	0	0	0	0	0
DH Pimbura	34	0	34	2	0	2
DH Karadiyanaru	6	0	6	0	0	0
DH Radawana	12	0	12	2	0	2
Ichchilampattu Hospital	57	0	57	5	0	5
DH Padiyathalawa	0	0	0	0	0	0
NHRD (Welisara)	0	0	0	0	0	0
DH Palamune	12	0	12	0	0	0
DH Udugoda	0	0	0	0	0	0
DH Narammala	57	0	57	14	0	14
DH Iththevana	4	0	4	0	0	0
DH Mathugama	9	0	9	0	0	0
DH Bandaragama	9	0	9	0	0	0
DH Nochchiyagama	2	0	2	0	0	0
DH Nawagamuwa	12	0	12	0	0	0
DH Bandarawela	0	0	0	0	0	0
DH Haguranketha	9	0	9	1	0	1
Army Hospital Panagoda	2	0	2	0	0	0
SLAF BH Katunayake	0	0	0	0	0	0
NIMH	8	0	8	0	0	0
Kandakadu treatment Centre	0	0	0	0	0	0
Gallela treatment Centre	0	0	0	0	0	0
Punani treatment Centre	0	0	0	0	0	0
Embilipitiya treatment Centre	42	0	42	6	0	6
Kahagolla treat. Centre	5	0	5	1	0	1
Samanalawewa treatment Centre	0	0	0	0	0	0
Rehabilitation Centre Ampara	2	0	2	0	0	0
Kahawatta treat. Centre	0	0	0	0	0	0
Wathupitiwela Treat. Centre	29	0	29	3	0	3
Bingiriya treat. Centre	76	0	76	5	0	5
Rambukkana treat. Centre	4	0	4	0	0	0
Polgolla treatment Centre	13	0	13	0	0	0
Yakkala treatment Centre	37	0	37	3	0	3
Kopai treatment Centre	82	0	82	2	0	2
Police training school Kalutara	0	0	0	0	0	0
Karandeniya treatment Centre	0	0	0	0	0	0
Panideniya treat. Centre	21	0	21	2	0	2
Darga town treatment Centre	11	0	11	1	0	1
BH Warakapola	65	0	65	6	0	6
Krishnapuram Treatment Center - Kilinochchi	97	0	97	0	0	0
Damba'eniya Treat. Centre	149	0	149	4	0	4
Hikkaduwa Treat. Centre	45	0	45	0	0	0
Weligama Treat. Centre	10	0	10	1	0	1
Giriulla Treat. Centre	221	0	221	8	0	8
Bidunwewa Treat. Centre	9	0	9	0	0	0
Koggala Beach Hotel	69	0	69	5	0	5
Hikkaduwa Super Corel-ICC	0	0	0	0	0	0
Habaraduwa treat. Centre	0	0	0	0	0	0