



# Epidemiology Unit

Ministry of Health

231, De Saram Place, Colombo 10, Sri Lanka

Tele: (+94 11) 2695112, 2681548, 4740490, 4740491, 4740492 Fax: (+94 11) 2696583 E-mail: chepid@slt.net.lk, epidunit@slt.net.lk Web: www.epid.gov.lk

## Coronavirus disease 2019 (COVID-19) - Situation Report – 20.3.2022 – 10 a.m

An outbreak of pneumonia of unknown reason was first reported on 31st December 2019 from Wuhan City in Hubei Province of China. On 7th Jan 2020, it was diagnosed as “Novel Corona Virus”. On 30/01, WHO has declared it as a Public Health Emergency of International Concern (PHEIC). On 11/02/2020 the WHO renamed the disease as COVID-19 and on 11/03/2020 declared as pandemic. The incubation period is reported as 2-14 days.

**New Cases reported for the last 24 Hrs** **238**

Number inward/waiting to admit/home based as at yesterday- 10 am	COVID 19 Positive – last 24H	Discharged from the hospital /home– last 24H	Number of deaths reported – last 24H	Number inward/waiting to admit/home-based as at today-10 am
<b>16709</b>	<b>238</b>	<b>84</b>	<b>4</b>	<b>16859</b>

### Local Situation

<b>Total Number Confirmed</b>		<b>657961</b>
Imported Cases <i>(Returnees from other countries)</i>	Foreigners	328
	Sri Lankans	7237
Local Cases	Navy & their close contacts	950
	Kandakadu cluster & their close contacts	651
	Minuwangoda Cluster	3059
	Fish Market\ Harbour Cluster	82785
	Prison cluster	<b>9154</b>
	New Year Cluster	483090
	From January 1 <sup>st</sup> 2022 to date	70394
	Others	313



<b>Total Number Confirmed</b>	<b>657961</b>
Total Number Recovered	624676
Total Number of Deaths	16426
Hospitalized/waiting to admit/ home-based – today 10 am	16859
<b>Suspected – today 10 am</b>	<b>854</b>

### COVID-19 Vaccination

AstraZeneca Vaccine		
1st dose		1,479,631
2nd dose		1,418,593
Sinopharm Vaccine		
1st dose		12,047,025
2nd dose		11,167,815
Sputnik V		
1st dose		159,110
2nd dose		155,812
Pfizer		
1st dose		2,499,466
2nd dose		842,349
Booster dose		7,689,489
Moderna		
1st dose		804,801
2nd dose		787,361

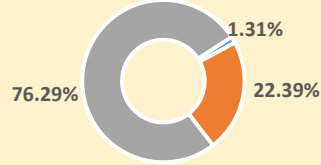
### COVID-19 - PCR Positives

District	1 <sup>st</sup> wave	2 <sup>nd</sup> wave	3 <sup>rd</sup> wave	Total
Colombo	174	32123	105372	137669
Gampaha	51	18483	95196	113730
Kalutara	72	6986	50860	57918
Kandy	19	5710	16283	22012
Kurunagala	30	3191	28041	31262
Galle	4	2645	42405	45054
Ratnapura	9	3654	19618	23281
Matara	4	1544	21262	22810
Matale	5	1214	14270	15489
Nuwara Eli ya	2	1259	11042	12303
Kegalle	10	1770	11584	13364
Jaffna	16	1441	10848	12305
Badulla	4	1358	13194	14556
Puttalam	39	1024	14053	15116
Anuradhapura	31	820	14097	14948
Hambantota	3	710	19115	19828
Trincomalee	4	651	3721	4376
Monaragala	6	545	14493	15044
Polonnaruwa	10	475	4750	5235
Ampara	9	498	13520	14027
Kalmunai	18	1296	3908	5222
Batticaloa	1	699	9158	9858
Vavuniya	2	623	3034	3659
Mullaitivu	0	278	1970	2248
Kilinochchi	0	250	9651	9901
Mannar	0	379	2147	2526

<b>COVID 19 Deaths</b>	<b>16426</b>
	<b>9263</b>
	<b>7163</b>

**Age Distribution of Deaths**

- < 30
- 30 - 59
- >= 60



**Number of COVID -19 suspected patients reported for the last 24 hours 854**

Hospital	Today 10am		
	SL	Forei.	Total
NIID	2	0	2
NHSL	189	0	189
TH Ragama	38	0	38
TH Karapitiya	113	0	113
TH A'pura	3	0	3
TH Kurun.	20	0	20
TH Jaffna	2	0	2
NH Kandy	4	0	4
TH Batti.	0	0	0
DGH Gampaha	22	0	22
DGH Negombo	1	0	1
TH Rathn.	4	0	4
PGH Badulla	6	0	6
LRH	1	0	1
DMH	5	0	5
DGH Polon'wa	60	0	60
TH Kalubowila	67	0	67
Castle St TH	30	0	30
BH Hambanthota	0	0	0
BH Mona'gala	40	0	40
BH Welikanda	0	0	0
DGH Kaluthara	3	0	3
Chest H. Welisara	12	0	12
Colombo East Base Hospital	1	0	1
G.H. Chilaw	5	0	5
G.H. Matara	0	0	0
KDU Hospital	44	0	44
G.H. Vavunia	10	0	10
B.H. Marawila	23	0	23
S.J.Pura TH	133	0	133
BH Theldeniya	4	0	4
BH Tangalle	1	0	1
NIMH	11	0	11
<b>Total</b>	<b>854</b>	<b>0</b>	<b>854</b>

