



Epidemiology Unit

Ministry of Health

231, De Saram Place, Colombo 10, Sri Lanka

Tele: (+94 11) 2695112, 2681548, 4740490, 4740491, 4740492 Fax: (+94 11) 2696583 E-mail: chepid@slt.net.lk, epidunit@slt.net.lk Web: www.epid.gov.lk

Coronavirus disease 2019 (COVID-19) - Situation Report – 19.9.2022 – 10 a.m

An outbreak of pneumonia of unknown reason was first reported on 31st December 2019 from Wuhan City in Hubei Province of China. On 7th Jan 2020, it was diagnosed as “Novel Corona Virus”. On 30/01, WHO has declared it as a Public Health Emergency of International Concern (PHEIC). On 11/02/2020 the WHO renamed the disease as COVID-19 and on 11/03/2020 declared as pandemic. The incubation period is reported as 2-14 days.

New Cases reported for the last 24 Hrs	13
---	-----------



Number inward/waiting to admit/home based as at yesterday- 10 am	COVID 19 Positive – last 24H	Discharged from the hospital /home– last 24H	Number of deaths reported – last 24H	Number inward/waiting to admit/home-based as at today-10 am
93	13	3	3	100

Local Situation

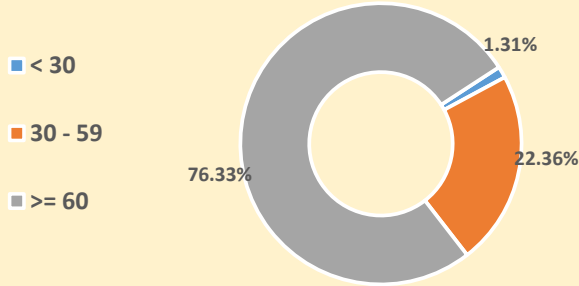
Total Number Confirmed	670596
Imported Cases (Returnees from other countries)	
Foreigners	328
Sri Lankans	7242
Local Cases	
Navy & their close contacts	950
Kandakadu cluster & their close contacts	651
Minuwangoda Cluster	3059
Fish Market\ Harbour Cluster	82785
Prison cluster	9154
New Year Cluster	483090
From January 1 st 2022 to date	83024
Others	313

Total Number Confirmed	670596
Total Number Recovered	653749
Total Number of Deaths	16747
Hospitalized/waiting to admit/ home-based – today 10 am	100
Suspected – today 10 am	9

COVID-19 Vaccination				
AstraZeneca Vaccine				
	1st dose			1,479,631
	2nd dose			1,418,593
Sinopharm Vaccine				
	1st dose			12,054,658
	2nd dose			11,221,406
Sputnik V				
	1st dose			159,110
	2nd dose			155,812
Pfizer				
	1st dose			2,629,886
	2nd dose			1,092,282
	1st Booster dose			8,172,153
	2nd Booster dose			182,396
Moderna				
	1st dose			804,801
	2nd dose			787,361
**COVID-19 - PCR Positives				
District	1 st wave	2 nd wave	3 rd wave	Total
Colombo	174	32123	111152	143449
Gampaha	51	18483	97019	115553
Kalutara	72	6986	51638	58696
Kandy	19	5710	16700	22429
Kurunagala	30	3191	28354	31575
Galle	4	2645	43186	45835
Ratnapura	9	3654	20086	23749
Matara	4	1544	21782	23330
Matale	5	1214	14361	15580
Nuwara Eli ya	2	1259	11081	12342
Kegalle	10	1770	11693	13473
Jaffna	16	1441	10888	12345
Badulla	4	1358	13285	14647
Puttalam	39	1024	14317	15380
Anuradhapura	31	820	14243	15094
Hambantota	3	710	19484	20197
Trincomalee	4	651	3732	4387
Monaragala	6	545	14755	15306
Polonnaruwa	10	475	4778	5263
Ampara	9	498	13567	14074
Kalmunai	18	1296	3912	5226
Batticaloa	1	699	9189	9889
Vavuniya	2	623	3041	3666
Mullaitivu	0	278	2015	2293
Kilinochchi	0	250	9777	10027
Mannar	0	379	2150	2529

COVID 19 Deaths	16747
	9445
	7302

Age Distribution of Deaths



Number of COVID -19 suspected patients reported for the last 24 hours 9

Hospital	Today 10am		
	SL	Forei.	Total
NIID	0	0	0
NHSL	0	0	0
TH Ragama	0	0	0
TH Karapitiya	2	0	2
TH A'pura	0	0	0
TH Kurun.	0	0	0
TH Jaffna	0	0	0
NH Kandy	0	0	0
TH Batti.	0	0	0
DGH Gampaha	1	0	1
DGH Negombo	0	0	0
TH Rathn.	1	0	1
PGH Badulla	0	0	0
LRH	0	0	0
DMH	0	0	0
DGH Polon'wa	0	0	0
TH Kalubowila	0	0	0
Castle St TH	0	0	0
BH Hambanthota	0	0	0
BH Mona'gala	0	0	0
BH Welikanda	0	0	0
DGH Kaluthara	0	0	0
Chest H. Welisara	0	0	0
Colombo East Base Hospital	0	0	0
G.H. Chilaw	0	0	0
G.H. Matara	0	0	0
KDU Hospital	0	0	0
G.H. Vavunia	0	0	0
B.H. Marawila	0	0	0
S.J.Pura TH	0	0	0
BH Theldeniya	0	0	0
BH Tangalle	0	0	0
NIMH	5	0	5
Total	9	0	9

