



Epidemiology Unit

Ministry of Health

231, De Saram Place, Colombo 10, Sri Lanka

Tele: (+94 11) 2695112, 2681548, 4740490, 4740491, 4740492 Fax: (+94 11) 2696583 E-mail: chepid@slt.net.lk, epidunit@slt.net.lk Web: www.epid.gov.lk



Coronavirus disease 2019 (COVID-19) - Situation Report – 18.8.2022 – 10 a.m

An outbreak of pneumonia of unknown reason was first reported on 31st December 2019 from Wuhan City in Hubei Province of China. On 7th Jan 2020, it was diagnosed as “Novel Corona Virus”. On 30/01, WHO has declared it as a Public Health Emergency of International Concern (PHEIC). On 11/02/2020 the WHO renamed the disease as COVID-19 and on 11/03/2020 declared as pandemic. The incubation period is reported as 2-14 days.

New Cases reported for the last 24 Hrs **161**

Number inward/waiting to admit/home based as at yesterday- 10 am	COVID 19 Positive – last 24H	Discharged from the hospital /home– last 24H	Number of deaths reported – last 24H	Number inward/waiting to admit/home-based as at today-10 am
1534	161	3	5	1687

Local Situation

Total Number Confirmed		668497
Imported Cases <i>(Returnees from other countries)</i>	Foreigners	328
	Sri Lankans	7242
Local Cases	Navy & their close contacts	950
	Kandakadu cluster & their close contacts	651
	Minuwangoda Cluster	3059
	Fish Market\ Harbour Cluster	82785
	Prison cluster	9154
	New Year Cluster	483090
	From January 1 st 2022 to date	80925
	Others	313



Total Number Confirmed	668497
Total Number Recovered	650175
Total Number of Deaths	16635
Hospitalized/waiting to admit/ home-based – today 10 am	1687
Suspected – today 10 am	39

COVID-19 Vaccination

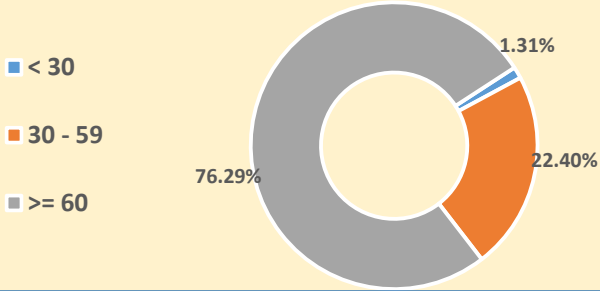
AstraZeneca Vaccine	
1st dose	1,479,631
2nd dose	1,418,593
Sinopharm Vaccine	
1st dose	12,049,657
2nd dose	11,184,471
Sputnik V	
1st dose	159,110
2nd dose	155,812
Pfizer	
1st dose	2,615,635
2nd dose	1,019,668
1st Booster dose	8,074,735
2nd Booster dose	129,462
Moderna	
1st dose	804,801
2nd dose	787,361

**COVID-19 - PCR Positives

District	1 st wave	2 nd wave	3 rd wave	Total
Colombo	174	32123	110183	142480
Gampaha	51	18483	96668	115202
Kalutara	72	6986	51520	58578
Kandy	19	5710	16588	22317
Kurunagala	30	3191	28326	31547
Galle	4	2645	43137	45786
Ratnapura	9	3654	20065	23728
Matara	4	1544	21713	23261
Matale	5	1214	14325	15544
Nuwara Eliya	2	1259	11073	12334
Kegalle	10	1770	11661	13441
Jaffna	16	1441	10882	12339
Badulla	4	1358	13280	14642
Puttalam	39	1024	14257	15320
Anuradhapura	31	820	14231	15082
Hambantota	3	710	19437	20150
Trincomalee	4	651	3727	4382
Monaragala	6	545	14703	15254
Polonnaruwa	10	475	4772	5257
Ampara	9	498	13566	14073
Kalmunai	18	1296	3911	5225
Batticaloa	1	699	9181	9881
Vavuniya	2	623	3039	3664
Mullaitivu	0	278	2000	2278
Kilinochchi	0	250	9774	10024
Mannar	0	379	2147	2526

COVID 19 Deaths		16635
		9391
		7244

Age Distribution of Deaths



Number of COVID -19 suspected patients reported for the last 24 hours 39

Hospital	Today 10am		
	SL	Forei.	Total
NIID	0	0	0
NHSL	3	0	3
TH Ragama	16	0	16
TH Karapitiya	0	0	0
TH A'pura	0	0	0
TH Kurun.	0	0	0
TH Jaffna	0	0	0
NH Kandy	0	0	0
TH Batti.	0	0	0
DGH Gampaha	6	0	6
DGH Negombo	2	0	2
TH Rathn.	4	0	4
PGH Badulla	1	0	1
LRH	0	0	0
DMH	0	0	0
DGH Polon'wa	0	0	0
TH Kalubowila	0	0	0
Castle St TH	0	0	0
BH Hambanthota	0	0	0
BH Mona'gala	0	0	0
BH Welikanda	0	0	0
DGH Kaluthara	3	0	3
Chest H. Welisara	0	0	0
Colombo East Base Hospital	0	0	0
G.H. Chilaw	0	0	0
G.H. Matara	0	0	0
KDU Hospital	0	0	0
G.H. Vavunia	0	0	0
B.H. Marawila	3	0	3
S.J.Pura TH	0	0	0
BH Theldeniya	0	0	0
BH Tangalle	0	0	0
NIMH	1	0	1
Total	39	0	39

