



Epidemiology Unit Ministry of Health

231, De Saram Place, Colombo 10, Sri Lanka

Tel: (+94 11) 2695112, 2681548, 4740490, 4740491, 4740492 Fax: (+94 11) 2696583 E-mail: chepid@slt.net.lk, epidunit@slt.net.lk Web: www.epid.gov.lk

Coronavirus disease 2019 (COVID-19) - Situation Report – 18.07.2021– 10 a.m.

An outbreak of pneumonia of unknown reason was first reported on 31st December 2019 from Wuhan City in Hubei Province of China. On 7th Jan 2020, it was diagnosed as “Novel Corona Virus”. On 30/01, WHO has declared it as a Public Health Emergency of International Concern (PHEIC). On 11/02/2020 the WHO renamed the disease as COVID-19 and on 11/03/2020 declared as pandemic. The incubation period is reported as 2-14 days.

| Patients identified in last 24H | | |
|---|-------------|-------------|
| Total Confirmed | | 1452 |
| Returnees (+ close contacts) from other countries | Sri Lankans | 5 |
| | Foreigners | 0 |
| New Year Cluster | | 1433 |
| Prison cluster | | 14 |

| Details of COVID 19 diagnosed patients – Last 24H | | | | |
|---|------------------------------|---|--------------------------------------|--|
| Number inward as at yesterday-10 am | COVID 19 Positive – last 24H | Discharged from the hospital – last 24H | Number of deaths reported – last 24H | Number inward/waiting to admit as at today-10 am |
| 22525 | 1452 | 843 | 31 | 23103 |

Local Situation

| Total Number Confirmed | | 283512 |
|---|--|---------------|
| Imported Cases (Returnees from other countries) | Foreigners | 328 |
| | Sri Lankans | 5952 |
| Local Cases | Navy & their close contacts | 950 |
| | Kandakadu cluster & their close contacts | 651 |
| | Minuwangoda Cluster | 3059 |
| | Fish Market\ Harbour Cluster | 82785 |
| | Prison cluster | 7627 |
| | New Year Cluster | 181847 |
| Others | | 313 |


| | |
|---|---------------|
| Total Number Confirmed | 283512 |
| Total Number Recovered | 256676 |
| Total Number of Deaths | 3733 |
| Hospitalized/waiting to admit – today 10 am | 23103 |


| | |
|---|-------------|
| Suspected and hospitalized – today 10 am | 1155 |
|---|-------------|

| COVID-19 Vaccination | |
|---------------------------|----------------|
| Covishield Vaccine | No |
| 1 st Dose | 925242 |
| 2 nd Dose | 385885 |
| Sinopharm Vaccine | |
| 1 st Dose | 4449546 |
| 2 nd Dose | 1267725 |
| Sputnik V | |
| 1 st Dose | 157368 |
| 2 nd Dose | 14464 |
| Pfizer | 46753 |

| District | 1 st | 2 nd | 3 rd | Total |
|--------------|-----------------|-----------------|-----------------|-------|
| Colombo | 174 | 32123 | 33241 | 65538 |
| Gampaha | 51 | 18483 | 31722 | 50256 |
| Kalutara | 72 | 6986 | 24058 | 31116 |
| Kandy | 19 | 5710 | 8220 | 13949 |
| Kurunagala | 30 | 3191 | 11521 | 14742 |
| Galle | 4 | 2645 | 10396 | 13045 |
| Ratnapura | 9 | 3654 | 8044 | 11707 |
| Matara | 4 | 1544 | 5437 | 6985 |
| Matale | 5 | 1214 | 4101 | 5320 |
| Nuwara Eliya | 2 | 1259 | 6381 | 7642 |
| Kegalle | 10 | 1770 | 4609 | 6389 |
| Jaffna | 16 | 1441 | 4084 | 5541 |
| Badulla | 4 | 1358 | 5078 | 6440 |
| Puttalam | 39 | 1024 | 3976 | 5039 |
| Anuradhapura | 31 | 820 | 3107 | 3958 |
| Hambantota | 3 | 710 | 2663 | 3376 |
| Trincomalee | 4 | 651 | 2548 | 3203 |
| Monaragala | 6 | 545 | 2615 | 3166 |
| Polonnaruwa | 10 | 475 | 2069 | 2554 |
| Ampara | 9 | 498 | 1282 | 1789 |
| Kalmunai | 18 | 1296 | 1135 | 2449 |
| Batticaloa | 1 | 699 | 2233 | 2933 |
| Vavuniya | 2 | 623 | 979 | 1604 |
| Mullaitivu | 0 | 278 | 774 | 1052 |
| Kilinochchi | 0 | 250 | 1003 | 1253 |
| Mannar | 0 | 379 | 872 | 1251 |

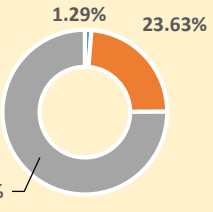
COVID 19 Deaths 3733

 2171

 1562

Age distribution of deaths

- < 30
- 30-59
- >=60



Number of COVID -19 suspected patients - 1155

| Hospital | Total suspected up to now | | | Today 10am | | |
|-------------------|---------------------------------|--------|-------------|------------|----------|-------------|
| | SL | Forei. | Total | SL | Forei. | Total |
| NIID | 1510 | 76 | 1586 | 13 | 0 | 13 |
| NHSL | 52313 | 16 | 52329 | 189 | 0 | 189 |
| TH Ragama | 8801 | 5 | 8806 | 187 | 0 | 187 |
| TH Karapitiya | 6350 | 27 | 6377 | 12 | 0 | 12 |
| TH A'pura | 4577 | 2 | 4579 | 12 | 0 | 12 |
| TH Kurun. | 4395 | 1 | 4396 | 9 | 0 | 9 |
| TH Jaffna | 1156 | 2 | 1158 | 7 | 0 | 7 |
| NH Kandy | 3202 | 6 | 3208 | 12 | 0 | 12 |
| TH Batti. | 1420 | 0 | 1420 | 9 | 0 | 9 |
| DGH Gampaha | 3681 | 4 | 3685 | 6 | 0 | 6 |
| DGH Negombo | 3864 | 15 | 3879 | 11 | 0 | 11 |
| TH Rathn. | 2646 | 0 | 2646 | 82 | 0 | 82 |
| PGH Badulla | 1523 | 2 | 1525 | 30 | 0 | 30 |
| LRH | 923 | 0 | 923 | 33 | 0 | 33 |
| DMH | 3045 | 1 | 3046 | 19 | 0 | 19 |
| DGH Polon'wa | 3740 | 6 | 3746 | 9 | 0 | 9 |
| TH Kalubowila | 13989 | 5 | 13994 | 17 | 0 | 17 |
| Castle St TH | 2162 | 0 | 2162 | 20 | 0 | 20 |
| BH Hambanthota | 393 | 2 | 395 | 0 | 0 | 0 |
| BH Mona'gala | 1150 | 0 | 1150 | 9 | 0 | 9 |
| BH Welikanda | 69 | 1 | 70 | 0 | 0 | 0 |
| DGH Kaluthara | 5908 | 2 | 5910 | 36 | 0 | 36 |
| Chest H. Welisara | 3361 | 2 | 3363 | 16 | 0 | 16 |
| Colombo East Base | 434 | 0 | 434 | 1 | 0 | 1 |
| G.H. Chilaw | 9168 | 1 | 9169 | 27 | 0 | 27 |
| G.H. Matara | 241 | 2 | 243 | 0 | 0 | 0 |
| KDU Hospital | 22439 | 0 | 22439 | 82 | 0 | 82 |
| G.H. Vavunia | 754 | 0 | 754 | 1 | 0 | 1 |
| B.H. Marawila | 1132 | 1 | 1133 | 1 | 0 | 1 |
| S.J.Pura TH | 39243 | 2 | 39245 | 234 | 0 | 234 |
| BH Theldeniya | 180 | 0 | 180 | 2 | 0 | 2 |
| BH Tangalle | 296 | 1 | 297 | 2 | 0 | 2 |
| NIMH | 2235 | 0 | 2235 | 67 | 0 | 67 |
| Total | Incorrect to total as transfers | | 1155 | 0 | 0 | 1155 |

Source: Epidemiology Unit, Disease Surveillance System

