



Epidemiology Unit

Ministry of Health & Indigenous Medical Services

231, De Saram Place, Colombo 10, Sri Lanka

Tele: (+94 11) 2695112, 2681548, 4740490, 4740491, 4740492 Fax: (+94 11) 2696583 E-mail: chepid@slt.net.lk, epidunit@slt.net.lk Web: www.epid.gov.lk

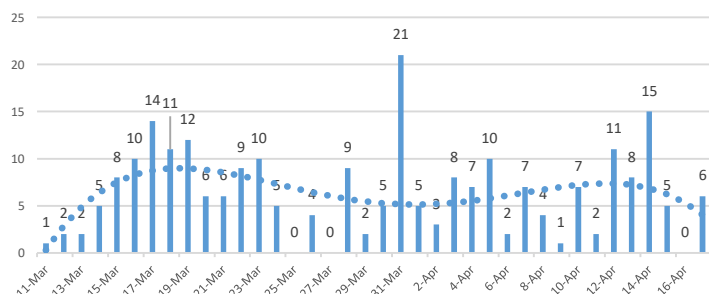
Coronavirus disease 2019 (COVID-19) - Situation Report – 18.04.2020 – 10.00am

An outbreak of pneumonia of unknown reason was first reported on 31st December 2019 from Wuhan City in Hubei Province of China. On 7th Jan 2020, it was diagnosed as “Novel Corona Virus”. On 30/01, WHO has declared it as a Public Health Emergency of International Concern (PHEIC). On 11/02/2020 the WHO renamed the disease as COVID-19 and on 11/03/2020 declared as pandemic. The incubation period is reported as 2-14 days.

Local Situation

Total Number Confirmed	244*
Total Number Recovered	77
Total Number of Deaths	7
Confirmed and hospitalized - today 10am	160**
Suspected and hospitalized - today 10am	103#

New patients - Sri Lanka



Details of COVID 19 diagnosed patients – Last 24H

Number inward as at yesterday-10 am	COVID 19 Positive - last 24H	Recovered and discharged from the hospital - last 24H	Number of deaths - last 24H	Number inward as at today-10 am
161	6	7	0	160**

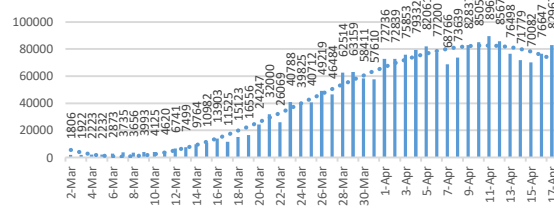
Hospital distribution of COVID 19 diagnosed patients

	Inward Today 10am			Discharged during last 24H		
	SL	Foreign	Total	SL	Foreign	Total
NIID	84	0	84	5	0	5
BH Welikanda	41	0	41	0	0	0
Colombo East Base Hospital	20	0	20	2	0	2
Iranawila Hospital	15	0	15	0	0	0
Total	160	0	160**	7	0	7

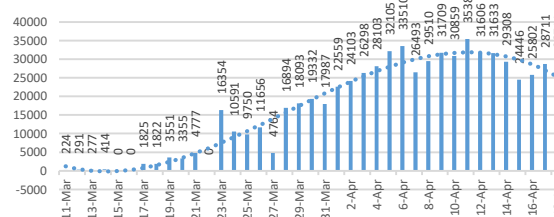
Global Situation

- 2,074,529 – Laboratory_confirmed cases
 - 139,378 - deaths
 - Patients from 213 countries/territories
- Ref. WHO situation report - 17/04/2020

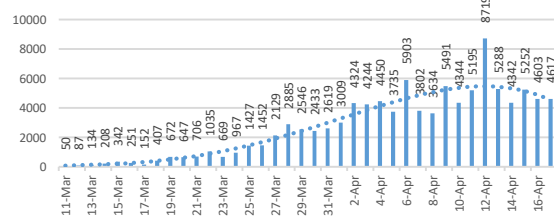
New Patients - Global



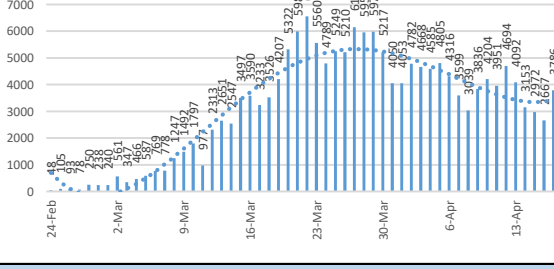
New Patients - USA



New Patients -United Kingdom



New Patients - Italy



Number of COVID -19 suspected patients –103#						
Hospital	Total suspected up to now			Today 10am		
	SL	Forei.	Total	SL	Forei.	Total
NIID	633	74	707	4	0	4
NHSL	284	11	295	14	0	14
TH Ragama	442	4	446	15	0	15
TH Karapitiya	234	17	251	0	0	0
TH A'pura	198	2	200	3	0	3
TH Kurun.	230	1	231	6	0	6
TH Jaffna	66	2	68	1	0	1
NH Kandy	109	6	115	0	0	0
TH Battico.	81	0	81	2	0	2
DGH Gampaha	244	4	248	3	0	3
DGH Negombo	399	13	412	4	0	4
TH Rathn.	182	0	182	2	0	2
PGH Badulla	41	1	42	0	0	0
LRH	39	0	39	0	0	0
DMH	27	0	27	3	0	3
DGH Polon'wa	150	6	156	3	0	3
TH Kalubowila	128	1	129	0	0	0
Castle St TH	34	0	34	2	0	2
BH Ham'thota	133	1	134	1	0	1
BH Mona'gala	63	0	63	0	0	0
BH Welikanda	52	1	53	5	0	5
DGH Kaluthara	296	0	296	4	0	4
Chest H. Welisara	17	0	17	0	0	0
Colombo East Base Hospital	16	0	16	2	0	2
BH Homagama	209	4	213	9	0	9
Dr Neville F. Ho	45	0	45	0	0	0
G.H. Chilaw	388	0	388	2	0	2
G.H. Matara	55	2	57	2	0	2
KDU Hospital	33	0	33	2	0	2
G.H. Vavunia	67	0	67	2	0	2
B.H. Marawila	59	0	59	1	0	1
S.J.Pura TH	320	0	320	11	0	11
B.H. Beruwala	6	0	6	0	0	0
Total	Incorrect to total as transfers counts in both the institutions			103	0	103#

Source : Epidemiology Unit, Disease Surveillance System

District Distribution of Confirmed Patients	
HEALTH DISTRICT	Count
COLOMBO	55
KALUTARA	45
PUTTALAM	35
GAMPAHA	28
JAFFNA	16
KANDY	7
RATNAPURA	5
KURUNEGALA	2
MATARA	2
KALMUNAI	2
KEGALLE	2
GALLE	1
BATTICOLOA	1
BADULLA	1
VAVUNIA	1
MATALE	0
NUWARAELIYA	0
HAMBANTOTA	0
KILINCHCHI	0
MANNAR	0
MULLATIVU	0
AMPARA	0
TRINCOMALEE	0
ANURADHAPURA	0
POLONNARUWA	0
MONERAGALA	0
QUARANTINE CENTERS	38
FOREIGNERS	3
Total	244*