



Epidemiology Unit

Ministry of Health & Indigenous Medical Services

231, De Saram Place, Colombo 10, Sri Lanka

Tele: (+94 11) 2695112, 2681548, 4740490, 4740491, 4740492 Fax: (+94 11) 2696583 E-mail: chepid@stnet.lk, epidunit@stnet.lk Web: www.epid.gov.lk

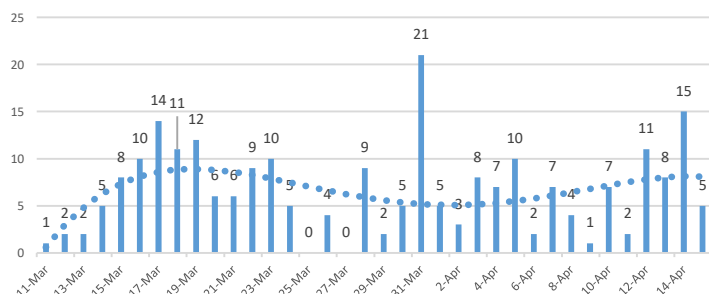
Coronavirus disease 2019 (COVID-19) - Situation Report – 16.04.2020 – 10.00am

An outbreak of pneumonia of unknown reason was first reported on 31st December 2019 from Wuhan City in Hubei Province of China. On 7th Jan 2020, it was diagnosed as “Novel Corona Virus”. On 30/01, WHO has declared it as a Public Health Emergency of International Concern (PHEIC). On 11/02/2020 the WHO renamed the disease as COVID-19 and on 11/03/2020 declared as pandemic. The incubation period is reported as 2-14 days.

Local Situation

Total Number Confirmed	238*
Total Number Recovered	65
Total Number of Deaths	7
Confirmed and hospitalized - today 10am	166**
Suspected and hospitalized - today 10am	161#

New patients - Sri Lanka



Details of COVID 19 diagnosed patients – Last 24H

Number inward as at yesterday-10 am	COVID 19 Positive - last 24H	Recovered and discharged from the hospital - last 24H	Number of deaths - last 24H	Number inward as at today-10 am
163	5	2	0	166**

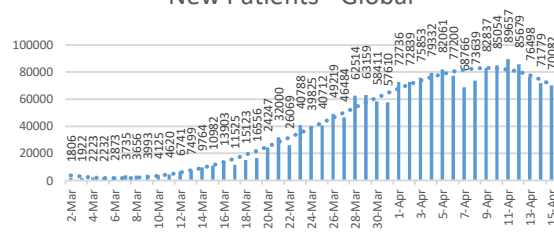
Hospital distribution of COVID 19 diagnosed patients

	Inward Today 10am			Discharged during last 24H		
	SL	Foreign	Total	SL	Foreign	Total
NIID	84	0	84	1	0	1
BH Welikanda	41	0	41	0	0	0
Colombo East Base Hospital	26	0	26	1	0	1
Iranawila Hospital	13	0	13	0	0	0
In the process of sending to a treatment center	2	0	2			
Total	166	0	166**	2	0	2

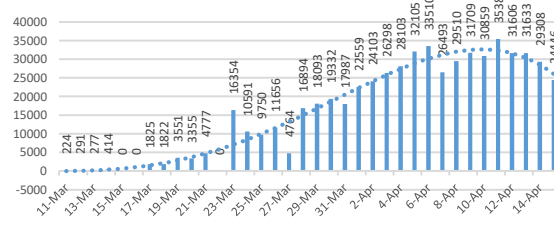
Global Situation

- 1,914,916 – Laboratory_confirmed cases
 - 123,010 - deaths
 - Patients from 211 countries/territories
- Ref. WHO situation report - 15/04/2020

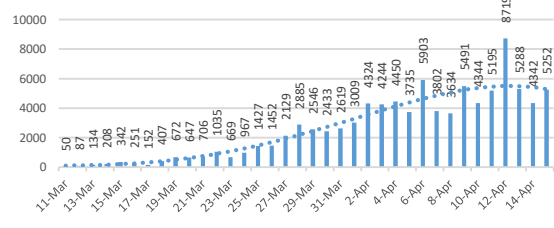
New Patients - Global



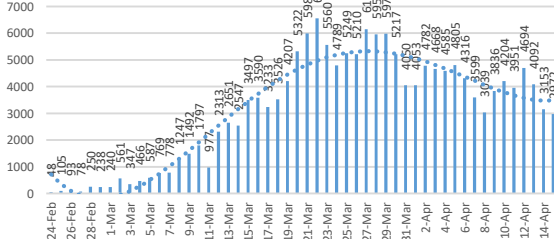
New Patients - USA



New Patients -United Kingdom



New Patients - Italy



Number of COVID -19 suspected patients – 161#						
Hospital	Total suspected up to now			Today 10am		
	SL	Forei.	Total	SL	Forei.	Total
NIID	624	74	698	6	0	6
NHSL	265	11	276	6	1	7
TH Ragama	412	4	416	15	0	15
TH Karapitiya	228	17	245	1	0	1
TH A'pura	188	2	190	6	0	6
TH Kurun.	220	1	221	11	0	11
TH Jaffna	65	2	67	0	0	0
NH Kandy	109	6	115	4	0	4
TH Battico.	74	0	74	1	0	1
DGH Gampaha	237	4	241	3	0	3
DGH Negombo	379	13	392	8	0	8
TH Rathn.	180	0	180	1	0	1
PGH Badulla	41	1	42	1	0	1
LRH	39	0	39	0	0	0
DMH	24	0	24	2	0	2
DGH Polon'wa	145	6	151	11	0	11
TH Kalubowila	126	1	127	4	0	4
Castle St TH	29	0	29	3	0	3
BH Ham'thota	131	1	132	0	0	0
BH Mona'gala	62	0	62	0	0	0
BH Welikanda	52	1	53	19	0	19
DGH Kaluthara	283	0	283	5	0	5
Chest H. Welisara	16	0	16	0	0	0
Colombo East Base Hospital	16	0	16	4	0	4
BH Homagama	200	4	204	20	0	20
Dr Neville F. Ho	45	0	45	2	0	2
G.H. Chilaw	339	0	339	1	0	1
G.H. Matara	44	2	46	0	0	0
KDU Hospital	27	0	27	3	0	3
G.H. Vavunia	64	0	64	2	0	2
B.H. Marawila	55	0	55	0	0	0
S.J.Pura TH	300	0	300	20	0	20
B.H. Beruwala	4	0	4	1	0	1
Total	Incorrect to total as transfers counts in both the institutions			160	1	161#

Source : Epidemiology Unit, Disease Surveillance System

District Distribution of Confirmed Patients	
HEALTH DISTRICT	Count
COLOMBO	49
KALUTARA	45
PUTTALAM	35
GAMPAHA	28
JAFFNA	14
KANDY	7
RATNAPURA	5
KURUNEGALA	2
MATARA	2
KALMUNAI	2
KEGALLE	2
GALLE	1
BATTICOLOA	1
BADULLA	1
VAVUNIA	1
MATALE	0
NUWARAELIYA	0
HAMBANTOTA	0
KILINCHCHI	0
MANNAR	0
MULLATIVU	0
AMPARA	0
TRINCOMALEE	0
ANURADHAPURA	0
POLONNARUWA	0
MONERAGALA	0
QUARANTINE CENTERS	38
FOREIGNERS	3
Under investigation	2
Total	238*