



Epidemiology Unit Ministry of Health

231, De Saram Place, Colombo 10, Sri Lanka

Tel: (+94 11) 2695112, 2681548, 4740490, 4740491, 4740492 Fax: (+94 11) 2696583 E-mail: chepid@slt.net.lk, epidunit@slt.net.lk Web: www.epid.gov.lk

Coronavirus disease 2019 (COVID-19) - Situation Report –15.11.2021– 10 a.m.

An outbreak of pneumonia of unknown reason was first reported on 31st December 2019 from Wuhan City in Hubei Province of China. On 7th Jan 2020, it was diagnosed as “Novel Corona Virus”. On 30/01, WHO has declared it as a Public Health Emergency of International Concern (PHEIC). On 11/02/2020 the WHO renamed the disease as COVID-19 and on 11/03/2020 declared as pandemic. The incubation period is reported as 2-14 days.

Patients identified in last 24H		
Total Confirmed	697	
Returnees (+ close contacts) from other countries	Srilankans	2
	Foreigners	0
New Year Cluster	695	
Prison cluster	0	

Details of COVID 19 diagnosed patients – Last 24H				
Number inward as at yesterday-10 am	COVID 19 Positive – last 24H	Discharged from the hospital /home– last 24H	Number of deaths reported – last 24H	Number inward/waiting to admit/home-based as at today-10 am
12944	697	382	23	13236

Local Situation

Total Number Confirmed		551542
Imported Cases (Returnees from other countries)	Foreigners	328
	Sri Lankans	6966
Local Cases	Navy & their close contacts	950
	Kandakadu cluster & their close contacts	651
	Minuwangoda Cluster	3059
	Fish Market\ Harbour Cluster	82785
	Prison cluster	9053
	New Year Cluster	447437
	Others	313

Total Number Confirmed	551542
Total Number Recovered	524311
Total Number of Deaths	13995
Hospitalized/waiting to admit/ home-based – today 10 am	13236


Suspected – today 10 am	1995
--------------------------------	-------------


COVID-19 Vaccination	
AstraZeneca Vaccine	No
1 st dose	1,479,631
2 nd dose	1,418,593
Sinopharm Vaccine	
1 st dose	11,928,860
2 nd dose	10,857,745
Sputnik V	
1 st dose	159,110
2 nd dose	155,781
Pfizer	
1 st dose	1,504,505
2 nd dose	450,727
3 rd dose	112,991
Moderna	
1 st dose	804,801
2 nd dose	782,709

COVID-19 - PCR Positives				
District	1 st wave	2 nd wave	3 rd wave	Total
Colombo	174	32123	81685	113982
Gampaha	51	18483	78475	97009
Kalutara	72	6986	45371	52429
Kandy	19	5710	13835	19564
Kurunagala	30	3191	23503	26724
Galle	4	2645	31810	34459
Ratnapura	9	3654	15649	19312
Matara	4	1544	13000	14548
Matale	5	1214	11896	13115
Nuwara Eliya	2	1259	10420	11681
Kegalle	10	1770	10179	11959
Jaffna	16	1441	9798	11255
Badulla	4	1358	11595	12957
Puttalam	39	1024	11989	13052
Anuradhapura	31	820	10427	11278
Hambantota	3	710	11697	12410
Trincomalee	4	651	3593	4248
Monaragala	6	545	10988	11539
Polonnaruwa	10	475	4324	4809
Ampara	9	498	11445	11952
Kalmunai	18	1296	3792	5106
Batticaloa	1	699	8357	9057
Vavuniya	2	623	2840	3465
Mullaitivu	0	278	1677	1955
Kilinochchi	0	250	7520	7770
Mannar	0	379	2035	2414

*

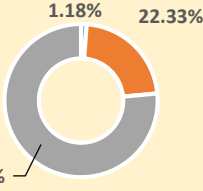
COVID 19 Deaths 13995

 7814

 6181

Age distribution of deaths

- < 30
- 30-59
- >=60



Number of COVID -19 suspected patients reported for the last 24 hours
1995

Hospital	Today 10am		
	SL	Forei.	Total
NIID	5	0	5
NHSL	404	0	404
TH Ragama	103	0	103
TH Karapitiya	346	0	346
TH A'pura	55	0	55
TH Kurun.	17	0	17
TH Jaffna	3	0	3
NH Kandy	24	0	24
TH Batti.	1	0	1
DGH Gampaha	142	0	142
DGH Negombo	9	0	9
TH Rathn.	16	0	16
PGH Badulla	20	0	20
LRH	10	0	10
DMH	2	0	2
DGH Polon'wa	202	0	202
TH Kalubowila	97	0	97
Castle St TH	37	0	37
BH Hambanthota	0	0	0
BH Mona'gala	70	0	70
BH Welikanda	0	0	0
DGH Kaluthara	20	0	20
Chest H. Welisara	1	0	1
Colombo East Base	1	0	1
G.H. Chilaw	20	0	20
G.H. Matara	0	0	0
KDU Hospital	34	0	34
G.H. Vavunia	57	0	57
B.H. Marawila	59	0	59
S.J.Pura TH	168	0	168
BH Theldeniya	4	0	4
BH Tangalle	12	0	12
NIMH	56	0	56
Total	1995	0	1995

