



Epidemiology Unit Ministry of Health

231, De Saram Place, Colombo 10, Sri Lanka

Tel: (+94 11) 2695112, 2681548, 4740490, 4740491, 4740492 Fax: (+94 11) 2696583 E-mail: chepid@slt.net.lk, epidunit@slt.net.lk Web: www.epid.gov.lk

Coronavirus disease 2019 (COVID-19) - Situation Report – 14.04.2021– 10 a.m.

An outbreak of pneumonia of unknown reason was first reported on 31st December 2019 from Wuhan City in Hubei Province of China. On 7th Jan 2020, it was diagnosed as “Novel Corona Virus”. On 30/01, WHO has declared it as a Public Health Emergency of International Concern (PHEIC). On 11/02/2020 the WHO renamed the disease as COVID-19 and on 11/03/2020 declared as pandemic. The incubation period is reported as 2-14 days.

Patients identified in last 24H	
Total Confirmed	226
Returnees (+ close contacts) from other countries	Sri Lankans 39 Foreigners 2
Kandakadu Rehab. Center detainees and their contacts	0
Hospital samples (admitted with clinical signs/symptoms)	0
Sub clusters related to Peliyagoda cluster	175
Prison cluster	10

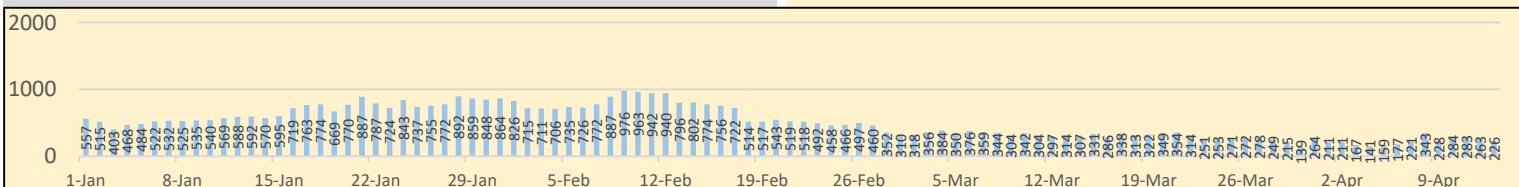
Details of COVID 19 diagnosed patients – Last 24H				
Number inward as at yesterday-10 am	COVID 19 Positive - last 24H	Discharged from the hospital - last 24H	Number of deaths - last 24H	Number inward as at today-10 am
2866	226	225	0	2867

Local Situation

Total Number Confirmed		95620
Imported Cases (Returnees from other countries)	Foreigners	253
	Sri Lankans	3026
Local Cases	Navy & their close contacts	950
	Kandakadu cluster & their close contacts	651
	Sub clusters related to Minuwangoda/Peliyagoda/ Prison cluster	90427
	Others	313

Total Number Confirmed	95620
Total Number Recovered	92151
Total Number of Deaths	602
Confirmed and hospitalized - today 10 am	2867

Suspected and hospitalized - today 10 am	226
-------------------------------------------------	------------





COVID-19 Total Vaccinated	925242
----------------------------------	---------------

Country	Cumulative Cases per 1 million population	COVID-19 deaths per 1 million population
Sri Lanka	4386	27
India	9680	123
Singapore	10364	5
Australia	1153	36
South East Asian Region	8003	113

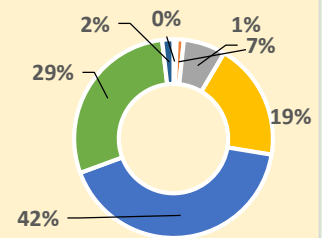
HEALTH DISTRICT	Count
COLOMBO	30373
GAMPAHA	18636
PUTTALAM	1291
KALUTARA	6781
ANURADHAPURA	655
KANDY	4260
KURUNEGALA	2777
POLONNARUWA	243
JAFFNA	1227
RATNAPURA	3032
KEGALLE	1715
MONERAGALA	637
KALMUNAI	1293
MATALE	1064
GALLE	2511
AMPARA	335
BADULLA	1570
MATARA	1834
BATTICOLOA	596
HAMBANTOTA	759
VAVUNIA	432
TRINCOMALEE	553
NUWARAELIYA	1391
KILINOCHCHI	142
MANNAR	290
MULLATIVU	61

Note: Considered only the individuals who contracted the disease from the districts

COVID 19 Deaths	602
	378
	224

Age distribution of deaths

- < 15
- 16 - 30
- 31 - 45
- 46 - 60
- 61 - 75
- 76 - 90
- >90



Number of COVID -19 suspected patients -226						
Hospital	Total suspected up to			Today 10am		
	SL	Forei.	Total	SL	Forei.	Total
NIID	1361	76	1437	3	0	3
NHSL	36376	16	36392	1	0	1
TH Ragama	4088	5	4093	4	0	4
TH Karapitiya	1166	27	1193	1	0	1
TH A'pura	2724	2	2726	5	0	5
TH Kurun.	2111	1	2112	4	0	4
TH Jaffna	541	2	543	0	0	0
NH Kandy	1956	6	1962	6	0	6
TH Batti.	687	0	687	2	0	2
DGH Gampaha	1175	4	1179	1	0	1
DGH Negombo	2494	15	2509	0	0	0
TH Rathn.	1141	0	1141	1	0	1
PGH Badulla	530	2	532	4	0	4
LRH	484	0	484	1	0	1
DMH	2672	1	2673	8	0	8
DGH Polon'wa	2182	6	2188	3	0	3
TH Kalubowila	2081	5	2086	2	0	2
Castle St TH	809	0	809	0	0	0
BH Hambanthota	385	2	387	0	0	0
BH Mona'gala	661	0	661	1	0	1
BH Welikanda	69	1	70	0	0	0
DGH Kaluthara	1515	2	1517	1	0	1
Chest H. Welisara	2361	2	2363	8	0	8
Colombo East Base	318	0	318	1	0	1
G.H. Chilaw	7283	1	7284	10	0	10
G.H. Matara	241	2	243	0	0	0
KDU Hospital	14737	0	14737	48	0	48
G.H. Vavunia	362	0	362	1	0	1
B.H. Marawila	728	1	729	2	0	2
S.J.Pura TH	19451	2	19453	75	0	75
BH Theldeniya	158	0	158	2	0	2
BH Tangalle	93	1	94	0	0	0
NIMH	1074	0	1074	31	0	31
Total	Incorrect to total as transfers counts in both the institutions			226	0	226

Source: Epidemiology Unit, Disease Surveillance System

	Inward Today 10am			Discharged during last		
	SL	Forei	Total	SL	Foreign	Total
NIID	71	0	71	9	0	9
BH Welikanda	29	0	29	0	0	0
Iranawila Hospital	37	0	37	0	0	0
BH Minuwangoda	24	0	24	0	0	0
Colombo East Base Hospital	42	0	42	0	0	0
TH Anuradhapura	30	0	30	0	0	0
Neville F'do hospital	74	0	74	0	0	0
DGH Hambanthota	51	0	51	10	0	10
DH Rambukkana	0	0	0	0	0	0
Kamburugamuwa	15	0	15	0	0	0
Kathankudy Hospital	3	0	3	0	0	0
BH Theldeniya	16	0	16	1	0	1
BH Homagama	62	0	62	7	0	7
BH Galgamuwa	0	0	0	0	0	0
DH Abanpola	26	0	26	1	0	1
DH Lunawa	35	0	35	9	0	9
DH Ingiriya	8	0	8	0	0	0
DH Kosgama	16	0	16	0	0	0
DH Dankotuwa	27	0	27	0	0	0
DH Divulapitiya	29	0	29	1	0	1
DH Laggala Pallegama	45	0	45	3	0	3
DH Dompe	4	0	4	0	0	0
DH Pimbura	19	0	19	0	0	0
DH Karadiyanaru	13	0	13	9	0	9
DH Radawana	16	0	16	4	0	4
Ichchilampattu Hospital	38	0	38	5	0	5
DH Padiyathalawa	0	0	0	0	0	0
NHRD (Welisara)	0	0	0	0	0	0
DH Palamune	3	0	3	0	0	0
DH Undugoda	0	0	0	0	0	0
DH Narammala	28	0	28	0	0	0
DH Iththevana	0	0	0	0	0	0
DH Mathugama	8	0	8	0	0	0
DH Bandaragama	5	0	5	0	0	0
DH Nochchiyagama	2	0	2	0	0	0
DH Nawagamuwa	3	0	3	0	0	0
DH Bandarawela	0	0	0	0	0	0
DH Haguranketha	8	0	8	0	0	0
Army Hospital Panagoda	2	0	2	0	0	0
SLAF BH Katunayake	0	0	0	0	0	0
NIMH	10	0	10	0	0	0
Kandakadu treatment Centre	0	0	0	0	0	0
Gallela treatment Centre	0	0	0	0	0	0
Punani treatment Centre	0	0	0	0	0	0
Embilibitiya treatment Centre	88	0	88	45	0	45
Kahagolla treat. Centre	9	0	9	0	0	0
Samanalawewa treatment Centre	0	0	0	0	0	0
Rehabilitation Centre Ampara	6	0	6	1	0	1
Kahawatta treat. Centre	0	0	0	0	0	0
Wathupitiwela Treat. Centre	22	0	22	1	0	1
Bingiriya treat. Centre	62	0	62	9	0	9
Rambukkana treat. Centre	3	0	3	1	0	1
Poigolla treatment Centre	20	0	20	5	0	5
Yakkala treatment Centre	23	0	23	6	0	6
Kopai treatment Centre	313	0	313	78	0	78
Police training school Kalutara	0	0	0	0	0	0
Karadeniya treatment Centre	0	0	0	0	0	0
Panideniya treat. Centre	29	0	29	0	0	0
Darga town treatment Centre	7	0	7	0	0	0
BH Warakapola	52	0	52	4	0	4
Krishnapuram Treatment Center - Kilinochchi	83	0	83	1	0	1
Dambadeniya Treat. Centre	169	0	169	1	0	1
Hikkaduwa Treat. Centre	45	0	45	0	0	0
Weligama Treat. Centre	10	0	10	0	0	0
Giriulla Treat. Centre	104	0	104	13	0	13
Bidunwewa Treat. Centre	19	0	19	1	0	1
Koggala Beach Hotel	56	0	56	0	0	0
Hikkaduwa Super Corel-ICC	0	0	0	0	0	0
Habaraduwa treat. Centre	0	0	0	0	0	0