



## Epidemiology Unit Ministry of Health

231, De Saram Place, Colombo 10, Sri Lanka

Tele: (+94 11) 2695112, 2681548, 4740490, 4740491, 4740492 Fax: (+94 11) 2696583 E-mail: [chepid@slt.net.lk](mailto:chepid@slt.net.lk), [epidunit@slt.net.lk](mailto:epidunit@slt.net.lk) Web: [www.epid.gov.lk](http://www.epid.gov.lk)

### Coronavirus disease 2019 (COVID-19) - Situation Report – 12.04.2021– 10 a.m.

An outbreak of pneumonia of unknown reason was first reported on 31<sup>st</sup> December 2019 from Wuhan City in Hubei Province of China. On 7<sup>th</sup> Jan 2020, it was diagnosed as “Novel Corona Virus”. On 30/01, WHO has declared it as a Public Health Emergency of International Concern (PHEIC). On 11/02/2020 the WHO renamed the disease as COVID-19 and on 11/03/2020 declared as pandemic. The incubation period is reported as 2-14 days.

| Patients identified in last 24H                          |                                |
|--|--------------------------------|
| <b>Total Confirmed</b>                                   | <b>283</b>                     |
| Returnees (+ close contacts) from other countries        | Sri Lankans 54<br>Foreigners 4 |
| Kandakadu Rehab. Center detainees and their contacts     | 0                              |
| Hospital samples (admitted with clinical signs/symptoms) | 0                              |
| Sub clusters related to Peliyagoda cluster               | 174                            |
| Prison cluster   | 51                             |

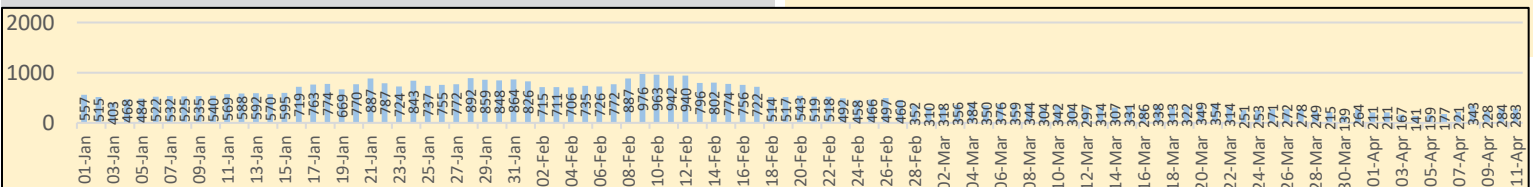
| Details of COVID 19 diagnosed patients – Last 24H |                              |   |                             |                                 |
|---|------------------------------|---|-----------------------------|---------------------------------|
| Number inward as at yesterday-10 am               | COVID 19 Positive - last 24H | Discharged from the hospital - last 24H | Number of deaths - last 24H | Number inward as at today-10 am |
| <b>2621</b>                                       | <b>283</b>                   | <b>144</b>                              | <b>2</b>                    | <b>2758</b>                     |

#### Local Situation

| Total Number Confirmed                          |  | 95131 |
|---|--|-------|
| Imported Cases (Returnees from other countries) | Foreigners   | 249   |
|   | Sri Lankans  | 2951  |
| Local Cases                                     | Navy & their close contacts                                    | 950   |
|   | Kandakadu cluster & their close contacts                       | 651   |
|   | Sub clusters related to Minuwangoda/Peliyagoda/ Prison cluster | 90017 |
|   | Others   | 313   |

|  |              |
|--|--------------|
| <b>Total Number Confirmed</b>            | <b>95131</b> |
| Total Number Recovered                   | 91775        |
| Total Number of Deaths                   | 598          |
| Confirmed and hospitalized - today 10 am | 2758         |

|   |            |
|---|------------|
| <b>Suspected and hospitalized - today 10 am</b> | <b>247</b> |
|---|------------|





| COVID-19 Total Vaccinated | 925242 |
|---------------------------|--------|
|---------------------------|--------|

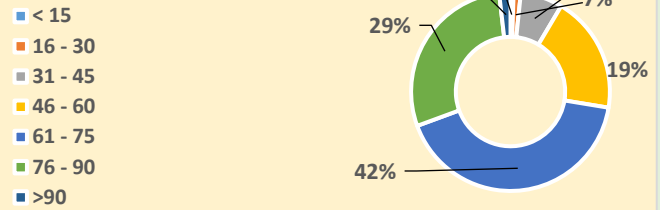
| Country                 | Cumulative Cases per 1 million population | COVID-19 deaths per 1 million population |
|-------------------------|---|--|
| Sri Lanka               | 4363                                      | 27                                       |
| India                   | 9047                                      | 119                                      |
| Singapore               | 10336                                     | 5  |
| Australia               | 1151                                      | 36                                       |
| South East Asian Region | 7526                                      | 110                                      |

| HEALTH DISTRICT | Count |
|-----------------|-------|
| COLOMBO         | 30316 |
| GAMPAHA         | 18623 |
| PUTTALAM        | 1279  |
| KALUTARA        | 6769  |
| ANURADHAPURA    | 655   |
| KANDY           | 4253  |
| KURUNEGALA      | 2750  |
| POLONNARUWA     | 243   |
| JAFFNA          | 1185  |
| RATNAPURA       | 2996  |
| KEGALLE         | 1715  |
| MONERAGALA      | 637   |
| KALMUNAI        | 1293  |
| MATALE          | 1064  |
| GALLE           | 2509  |
| AMPARA          | 332   |
| BADULLA         | 1570  |
| MATARA          | 1834  |
| BATTICOLOA      | 592   |
| HAMBANTOTA      | 755   |
| VAVUNIA         | 432   |
| TRINCOMALEE     | 553   |
| NUWARAELIYA     | 1389  |
| KILINOCHCHI     | 141   |
| MANNAR          | 290   |
| MULLATIVU       | 61    |

Note: Considered only the individuals who contracted the disease from the districts

|   |            |
|---|------------|
| <b>COVID 19 Deaths</b>  | <b>598</b> |
|  | 376        |
|  | 222        |

### Age distribution of deaths



| Number of COVID -19 suspected patients -247 |   |        |       |            |          |            |
|---|---|--------|-------|------------|----------|------------|
| Hospital                                    | Total suspected up to   |        |       | Today 10am |          |            |
|   | SL  | Forei. | Total | SL         | Forei.   | Total      |
| NIID  | 1359  | 76     | 1435  | 5          | 0        | 5          |
| NHSL  | 36179   | 16     | 36195 | 1          | 0        | 1          |
| TH Ragama                                   | 4088  | 5      | 4093  | 4          | 0        | 4          |
| TH Karapitiya                               | 1162  | 27     | 1189  | 2          | 0        | 2          |
| TH A'pura                                   | 2720  | 2      | 2722  | 5          | 0        | 5          |
| TH Kurun.                                   | 2105  | 1      | 2106  | 5          | 0        | 5          |
| TH Jaffna                                   | 541   | 2      | 543   | 2          | 0        | 2          |
| NH Kandy                                    | 1948  | 6      | 1954  | 6          | 0        | 6          |
| TH Batti.                                   | 685   | 0      | 685   | 3          | 0        | 3          |
| DGH Gampaha                                 | 1175  | 4      | 1179  | 1          | 0        | 1          |
| DGH Negombo                                 | 2494  | 15     | 2509  | 0          | 0        | 0          |
| TH Rathn.                                   | 1139  | 0      | 1139  | 1          | 0        | 1          |
| PGH Badulla                                 | 524   | 2      | 526   | 5          | 0        | 5          |
| LRH   | 483   | 0      | 483   | 1          | 0        | 1          |
| DMH   | 2664  | 1      | 2665  | 3          | 0        | 3          |
| DGH Polon'wa                                | 2172  | 6      | 2178  | 4          | 0        | 4          |
| TH Kalubowila                               | 2068  | 5      | 2073  | 4          | 0        | 4          |
| Castle St TH                                | 809   | 0      | 809   | 0          | 0        | 0          |
| BH Hambanthota                              | 385   | 2      | 387   | 0          | 0        | 0          |
| BH Mona'gala                                | 654   | 0      | 654   | 1          | 0        | 1          |
| BH Welikanda                                | 69  | 1      | 70    | 0          | 0        | 0          |
| DGH Kaluthara                               | 1513  | 2      | 1515  | 0          | 0        | 0          |
| Chest H. Welisara                           | 2355  | 2      | 2357  | 12         | 0        | 12         |
| Colombo East Base                           | 318   | 0      | 318   | 1          | 0        | 1          |
| G.H. Chilaw                                 | 7227  | 1      | 7228  | 8          | 0        | 8          |
| G.H. Matara                                 | 241   | 2      | 243   | 0          | 0        | 0          |
| KDU Hospital                                | 14637   | 0      | 14637 | 74         | 0        | 74         |
| G.H. Vavunia                                | 362   | 0      | 362   | 1          | 0        | 1          |
| B.H. Marawila                               | 725   | 1      | 726   | 2          | 0        | 2          |
| S.J.Pura TH                                 | 19313   | 2      | 19315 | 60         | 0        | 60         |
| BH Theldeniya                               | 158   | 0      | 158   | 3          | 0        | 3          |
| BH Tangalle                                 | 93  | 1      | 94    | 0          | 0        | 0          |
| NIMH  | 1069  | 0      | 1069  | 33         | 0        | 33         |
| <b>Total</b>                                | Incorrect to total as transfers counts in both the institutions |        |       | <b>247</b> | <b>0</b> | <b>247</b> |

Source: Epidemiology Unit, Disease Surveillance System

| Hospital                                    | Inward Today 10am |       |       | Discharged during last |        |       |
|---|-------------------|-------|-------|------------------------|--------|-------|
|   | SL                | Forei | Total | SL                     | Foreig | Total |
| NIID  | 78                | 0     | 78    | 8                      | 0      | 8     |
| BH Welikanda                                | 35                | 0     | 35    | 1                      | 0      | 1     |
| Iranawila Hospital                          | 40                | 0     | 40    | 2                      | 0      | 2     |
| BH Minuwangoda                              | 23                | 0     | 23    | 0                      | 0      | 0     |
| Colombo East Base Hospital                  | 47                | 0     | 47    | 3                      | 0      | 3     |
| TH Anuradhapura                             | 30                | 0     | 30    | 12                     | 0      | 12    |
| Neville P'do hospital                       | 67                | 0     | 67    | 10                     | 0      | 10    |
| DGH Hambanthota                             | 59                | 0     | 59    | 3                      | 0      | 3     |
| DH Rambukkana                               | 0                 | 0     | 0     | 0                      | 0      | 0     |
| Kamburugamuwa                               | 23                | 0     | 23    | 4                      | 0      | 4     |
| Kathankudy Hospital                         | 1                 | 0     | 1     | 2                      | 0      | 2     |
| BH Theldeniya                               | 18                | 0     | 18    | 0                      | 0      | 0     |
| BH Homagama                                 | 65                | 0     | 65    | 2                      | 0      | 2     |
| BH Galgamuwa                                | 0                 | 0     | 0     | 0                      | 0      | 0     |
| DH Abanpola                                 | 19                | 0     | 19    | 1                      | 0      | 1     |
| DH Lunawa                                   | 45                | 0     | 45    | 9                      | 0      | 9     |
| DH Ingiriya                                 | 5                 | 0     | 5     | 0                      | 0      | 0     |
| DH Kosgama                                  | 16                | 0     | 16    | 4                      | 0      | 4     |
| DH Dankotuwa                                | 20                | 0     | 20    | 2                      | 0      | 2     |
| DH Divulapitiya                             | 26                | 0     | 26    | 6                      | 0      | 6     |
| DH Laggala Pallegama                        | 24                | 0     | 24    | 0                      | 0      | 0     |
| DH Dompe                                    | 4                 | 0     | 4     | 0                      | 0      | 0     |
| DH Pimbura                                  | 12                | 0     | 12    | 0                      | 0      | 0     |
| DH Karadiyanaru                             | 20                | 0     | 20    | 4                      | 0      | 4     |
| DH Radawana                                 | 14                | 0     | 14    | 0                      | 0      | 0     |
| Ichchilampattu Hospital                     | 30                | 0     | 30    | 0                      | 0      | 0     |
| DH Padiyathalawa                            | 0                 | 0     | 0     | 0                      | 0      | 0     |
| NHRD (Welisara)                             | 0                 | 0     | 0     | 0                      | 0      | 0     |
| DH Palamune                                 | 5                 | 0     | 5     | 0                      | 0      | 0     |
| DH Udugoda                                  | 0                 | 0     | 0     | 0                      | 0      | 0     |
| DH Narammala                                | 20                | 0     | 20    | 4                      | 0      | 4     |
| DH Iththevana                               | 0                 | 0     | 0     | 0                      | 0      | 0     |
| DH Mathugama                                | 8                 | 0     | 8     | 0                      | 0      | 0     |
| DH Bandaragama                              | 5                 | 0     | 5     | 0                      | 0      | 0     |
| DH Nochchiyagama                            | 1                 | 0     | 1     | 3                      | 0      | 3     |
| DH Nawagamuwa                               | 4                 | 0     | 4     | 0                      | 0      | 0     |
| DH Bandarawela                              | 0                 | 0     | 0     | 0                      | 0      | 0     |
| DH Haguranketha                             | 1                 | 0     | 1     | 0                      | 0      | 0     |
| Army Hospital Panagoda                      | 1                 | 0     | 1     | 0                      | 0      | 0     |
| SLAF BH Katunayake                          | 2                 | 0     | 2     | 0                      | 0      | 0     |
| NIMH  | 10                | 0     | 10    | 0                      | 0      | 0     |
| Kandakadu treatment Centre                  | 0                 | 0     | 0     | 0                      | 0      | 0     |
| Gallela treatment Centre                    | 0                 | 0     | 0     | 0                      | 0      | 0     |
| Punani treatment Centre                     | 0                 | 0     | 0     | 0                      | 0      | 0     |
| Embilipitiya treatment Centre               | 125               | 0     | 125   | 2                      | 0      | 2     |
| Kahagolla treat. Centre                     | 8                 | 0     | 8     | 2                      | 0      | 2     |
| Samanalawewa treatment Centre               | 0                 | 0     | 0     | 0                      | 0      | 0     |
| Rehabilitation Centre Ampara                | 7                 | 0     | 7     | 4                      | 0      | 4     |
| Kahawatta treat. Centre                     | 0                 | 0     | 0     | 0                      | 0      | 0     |
| Wathupitiwela Treat. Centre                 | 20                | 0     | 20    | 1                      | 0      | 1     |
| Bingiriya treat. Centre                     | 52                | 0     | 52    | 16                     | 0      | 16    |
| Rambukkana treat. Centre                    | 4                 | 0     | 4     | 0                      | 0      | 0     |
| Polgolla treatment Centre                   | 38                | 0     | 38    | 0                      | 0      | 0     |
| Yakkala treatment Centre                    | 27                | 0     | 27    | 0                      | 0      | 0     |
| Kopai treatment Centre                      | 343               | 0     | 343   | 0                      | 0      | 0     |
| Police training school Kalutara             | 0                 | 0     | 0     | 0                      | 0      | 0     |
| Karandeniya treatment Centre                | 0                 | 0     | 0     | 0                      | 0      | 0     |
| Panideniya treat. Centre                    | 28                | 0     | 28    | 5                      | 0      | 5     |
| Darga town treatment Centre                 | 6                 | 0     | 6     | 0                      | 0      | 0     |
| BH Warakapola                               | 34                | 0     | 34    | 8                      | 0      | 8     |
| Krishnapuram Treatment Center - Kilinochchi | 69                | 0     | 69    | 20                     | 0      | 20    |
| Damba'eniya Treat. Centre                   | 89                | 0     | 89    | 2                      | 0      | 2     |
| Hikkaduwa Treat. Centre                     | 45                | 0     | 45    | 0                      | 0      | 0     |
| Weligama Treat. Centre                      | 10                | 0     | 10    | 0                      | 0      | 0     |
| Giriulla Treat. Centre                      | 113               | 0     | 113   | 2                      | 0      | 2     |
| Bidunwewa Treat. Centre                     | 24                | 0     | 24    | 0                      | 0      | 0     |
| Koggala Beach Hotel                         | 47                | 0     | 47    | 2                      | 0      | 2     |
| Hikkaduwa Super Corel-ICC                   | 0                 | 0     | 0     | 0                      | 0      | 0     |
| Habaraduwa treat. Centre                    | 0                 | 0     | 0     | 0                      | 0      | 0     |