



Epidemiology Unit Ministry of Health

231, De Saram Place, Colombo 10, Sri Lanka

Tele: (+94 11) 2695112, 2681548, 4740490, 4740491, 4740492 Fax: (+94 11) 2696583 E-mail: chepid@slt.net.lk, epidunit@slt.net.lk Web: www.epid.gov.lk

Coronavirus disease 2019 (COVID-19) - Situation Report – 10.05.2021– 10 a.m.

An outbreak of pneumonia of unknown reason was first reported on 31st December 2019 from Wuhan City in Hubei Province of China. On 7th Jan 2020, it was diagnosed as “Novel Corona Virus”. On 30/01, WHO has declared it as a Public Health Emergency of International Concern (PHEIC). On 11/02/2020 the WHO renamed the disease as COVID-19 and on 11/03/2020 declared as pandemic. The incubation period is reported as 2-14 days.

Patients identified in last 24H	
Total Confirmed	2672
Returnees (+ close contacts) from other countries	Sri Lankans 13 Foreigners 0
Kandakadu Rehab. Center detainees and their contacts	0
Hospital samples (admitted with clinical signs/symptoms)	0
New Year Cluster	2635
Prison cluster	24

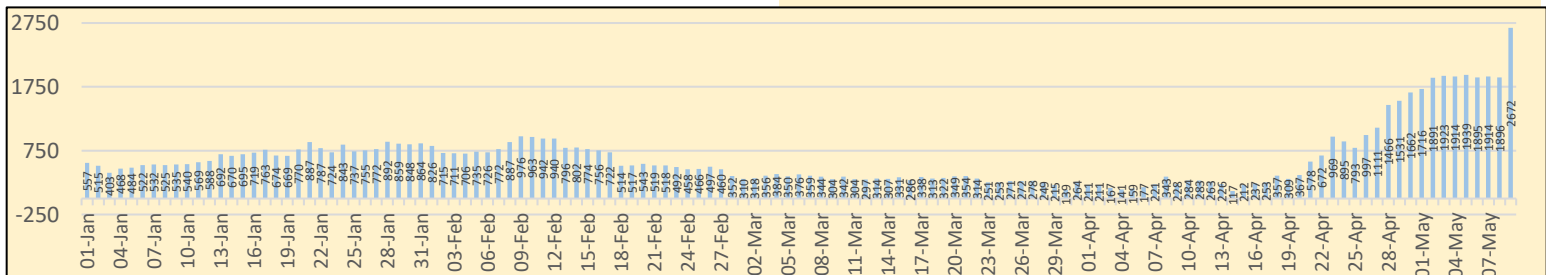
Details of COVID 19 diagnosed patients – Last 24H				
Number inward as at yesterday-10 am	COVID 19 Positive - last 24H	Discharged from the hospital - last 24H	Number of deaths - last 24H	Number inward as at today-10 am
17985	2672	1148	15	19494

Local Situation

Total Number Confirmed		125906
Imported Cases (Returnees from other countries)	Foreigners	313
	Sri Lankans	3806
Local Cases	Navy & their close contacts	950
	Kandakadu cluster & their close contacts	651
	Minuwangoda Cluster	3059
	Fish Market\ Harbour Cluster	82785
	Prison cluster	4972
	New Year Cluster	29057
	Others	313

Total Number Confirmed	125906
Total Number Recovered	105611
Total Number of Deaths	801
Confirmed and hospitalized - today 10 am	19494

Suspected and hospitalized - today 10 am	1249
---	-------------





COVID-19 Vaccination	1 st Dose	2 nd Dose
Covishield Vaccine	925242	196546
Sinopharm Vaccine (Chinese Nationals)	6034	2435
Sputnik V	4381	-


Country	Cumulative Cases per 1 million population	COVID-19 deaths per 1 million population
Sri Lanka	5757	36
India	15425	168
Singapore	10751	5.4
Australia	1178	36
South East Asian Region	11218	139

HEALTH DISTRICT	Count
COLOMBO	37130
GAMPAHA	23171
KALUTARA	9863
KURUNEGALA	5708
KANDY	5379
RATNAPURA	3908
GALLE	3661
MATARA	2426
MATALE	2103
PUTTALAM	2017
NUWARAELIYA	1986
BADULLA	1922
KEGALLE	1874
JAFFNA	1575
KALMUNAI	1319
MONERAGALA	1257
HAMBANTOTA	1150
ANURADHAPURA	958
TRINCOMALEE	883
BATTICOLOA	650
VAVUNIA	502
POLONNARUWA	459
AMPARA	450
MANNAR	339
KILINOCHCHI	210
MULLATIVU	77

Note: Considered only the individuals who contracted the disease from the districts

COVID 19 Deaths		801
		497
		304

Age distribution of deaths



Number of COVID -19 suspected patients -1249						
Hospital	Total suspected up to			Today 10am		
	SL	Forei.	Total	SL	Forei.	Total
NIID	1398	76	1474	10	0	10
NHSL	4429	16	4431	107	0	107
TH Ragama	4788	5	4793	6	0	6
TH Karapitiya	1648	27	1675	68	0	68
TH A'pura	3089	2	3091	32	0	32
TH Kurun.	2745	1	2746	83	0	83
TH Jaffna	629	2	631	2	0	2
NH Kandy	2372	6	2378	33	0	33
TH Batti.	786	0	786	18	0	18
DGH Gampaha	1547	4	1551	35	0	35
DGH Negombo	2803	15	2818	64	0	64
TH Rathn.	1368	0	1368	54	0	54
PGH Badulla	793	2	795	28	0	28
LRH	528	0	528	3	0	3
DMH	2784	1	2785	12	0	12
DGH Polon'wa	2823	6	2829	22	0	22
TH Kalubowila	2455	5	2460	0	0	0
Castle St TH	847	0	847	4	0	4
BH	385	2	387	0	0	0
BH Mona'gala	873	0	873	12	0	12
BH Welikanda	69	1	70	0	0	0
DGH Kaluthara	2000	2	2002	122	0	122
Chest H.	2756	2	2758	34	0	34
Colombo East	348	0	348	3	0	3
G.H. Chilaw	8170	1	8171	22	0	22
G.H. Matara	241	2	243	0	0	0
KDU Hospital	1817	0	1817	0	0	0
G.H. Vavunia	388	0	388	2	0	2
B.H. Marawila	831	1	832	6	0	6
S.J.Pura TH	2622	2	2624	415	0	415
BH Theldeniya	171	0	171	8	0	8
BH Tangalle	149	1	150	44	0	44
NIMH	1248	0	1248	0	0	0
Total	Incorrect to total as transfers counts in both the institutions		1249	0	1249	

Source: Epidemiology Unit, Disease Surveillance System

Hospital distribution of COVID 19 diagnosed patients						
	Inward Today 10am			Discharged during last		
	SL	Forei	Total	SL	Forei	Total
NIID	158	0	158	11	0	11
BH Welikanda	84	0	84	11	0	11
Iranawila Hospital	107	0	107	0	0	0
BH Minuwangoda	46	0	46	2	0	2
Colombo East Base Hospital	117	0	117	12	0	12
TH Anuradhapura	99	0	99	9	0	9
Neville F' do hospital	508	0	508	40	0	40
DGH Hambanthota	218	0	218	25	0	25
DH Rambukkana	65	0	65	11	0	11
Kamburugamuwa	226	0	226	29	0	29
Kathankudy Hospital	86	0	86	1	0	1
BH Theldeniya	118	0	118	10	0	10
BH Homagama	170	0	170	14	0	14
BH Galgamuwa	0	0	0	0	0	0
BH Hinguragoda	207	0	207	24	0	24
DH Abanpola	39	0	39	5	0	5
DH Lunawa	56	0	56	12	0	12
DH Ingiriya	30	0	30	2	0	2
DH Kosgama	64	0	64	5	0	5
DH Dankotuwa	70	0	70	16	0	16
DH Divulapitiya	80	0	80	17	0	17
DH Laggala Pallegama	129	0	129	14	0	14
DH Dompe	40	0	40	0	0	0
DH Pimbura	65	0	65	13	0	13
DH Karadiyanaru	78	0	78	5	0	5
DH Radawana	42	0	42	1	0	1
Ichchilampattu Hospital	58	0	58	15	0	15
DH Padiyathalawa	50	0	50	14	0	14
NHRD (Welisara)	30	0	30	1	0	1
DH Palamune	64	0	64	2	0	2
DH Undugoda	118	0	118	8	0	8
DH Narammala	61	0	61	16	0	16
DH Iththepana	23	0	23	4	0	4
DH Mathugama	62	0	62	6	0	6
DH Bandaragama	55	0	55	2	0	2
DH Nochchiyagama	20	0	20	18	0	18
DH Nawagamuwuwa	28	0	28	4	0	4
DH Bandarawela	42	0	42	0	0	0
DH Hapuranketha	26	0	26	3	0	3
DH Beligala	46	0	46	14	0	14
DH Katugasthota	22	0	22	4	0	4
Army Hospital Panagoda	55	0	55	0	0	0
SLAF BH Katunayake	52	0	52	6	0	6
NIMH	15	0	15	2	0	2
Galuwapokuna Treat. Centre	85	0	85	10	0	10
Kandakadu treatment Centre	0	0	0	0	0	0
Gallela treatment Centre	416	0	416	0	0	0
Punani treatment Centre	554	0	554	123	0	123
Embilipitiya treatment Centre	184	0	184	8	0	8
Kahagolla treat. Centre	164	0	164	56	0	56
Samanalawewa treatment Centre	0	0	0	0	0	0
Rehabilitation Centre Ampara	96	0	96	5	0	5
Kahawatta treat. Centre	244	0	244	0	0	0
Wathupitiwela Treat. Centre	90	0	90	16	0	16
Bingiriya treat. Centre	473	0	473	0	0	0
Rambukkana treat. Centre	258	0	258	15	0	15
Polgolla treatment Centre	0	0	0	0	0	0
Yakkala treatment Centre	125	0	125	16	0	16
Kopai treatment Centre	322	0	322	0	0	0
Police training school Kalutara	0	0	0	0	0	0
Karandeniya treatment Centre	131	0	131	21	0	21
Panideniya treat. Centre	338	0	338	53	0	53
Darga town treatment Centre	156	0	156	37	0	37
BH Warakapola	196	0	196	20	0	20
Krishnapuram Treatment Center - Kilinochchi	109	0	109	16	0	16
Dambadeniya Treat. Centre	268	0	268	80	0	80
Hiikkaduwa Treat. Centre	171	0	171	66	0	66
Welligama Treat. Centre	69	0	69	26	0	26
Giriulla Treat. Centre	395	0	395	67	0	67
Bidunwewa Treat. Centre	109	0	109	39	0	39
Koggala Beach Hotel	287	0	287	23	0	23
Hiikkaduwa Super Corel-ICC	0	0	0	0	0	0
Habaraduwa treat. Centre	25	0	25	0	0	0
Hanthana treat. Centre	74	0	74	4	0	4
Kundasale treat. centre	92	0	92	3	0	3
Punani Brandix treat. R Centre	194	0	194	36	0	36

