



Epidemiology Unit

Ministry of Health

231, De Saram Place, Colombo 10, Sri Lanka

Tele: (+94 11) 2695112, 2681548, 4740490, 4740491, 4740492 Fax: (+94 11) 2696583 E-mail: chepid@slt.net.lk, epidunit@slt.net.lk Web: www.epid.gov.lk



Coronavirus disease 2019 (COVID-19) - Situation Report – 8.9.2022 – 10 a.m

An outbreak of pneumonia of unknown reason was first reported on 31st December 2019 from Wuhan City in Hubei Province of China. On 7th Jan 2020, it was diagnosed as “Novel Corona Virus”. On 30/01, WHO has declared it as a Public Health Emergency of International Concern (PHEIC). On 11/02/2020 the WHO renamed the disease as COVID-19 and on 11/03/2020 declared as pandemic. The incubation period is reported as 2-14 days.

New Cases reported for the last 24 Hrs **46**



Number inward/waiting to admit/home based as at yesterday- 10 am	COVID 19 Positive – last 24H	Discharged from the hospital /home– last 24H	Number of deaths reported – last 24H	Number inward/waiting to admit/home-based as at today-10 am
559	46	3	3	599

Local Situation

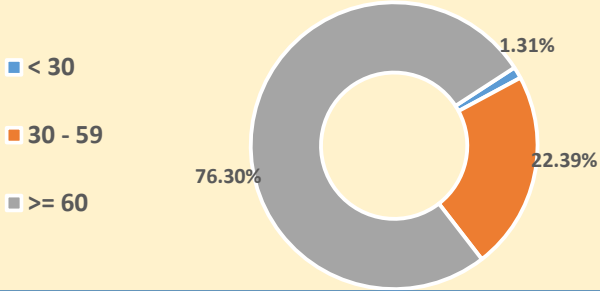
Total Number Confirmed		670297
Imported Cases (Returnees from other countries)	Foreigners	328
	Sri Lankans	7242
Local Cases	Navy & their close contacts	950
	Kandakadu cluster & their close contacts	651
	Minuwangoda Cluster	3059
	Fish Market\ Harbour Cluster	82785
	Prison cluster	9154
	New Year Cluster	483090
	From January 1 st 2022 to date	82725
	Others	313

Total Number Confirmed	670297
Total Number Recovered	652979
Total Number of Deaths	16719
Hospitalized/waiting to admit/ home-based – today 10 am	599
Suspected – today 10 am	18

COVID-19 Vaccination				
AstraZeneca Vaccine				
	1st dose			1,479,631
	2nd dose			1,418,593
Sinopharm Vaccine				
	1st dose			12,049,696
	2nd dose			11,184,833
Sputnik V				
	1st dose			159,110
	2nd dose			155,812
Pfizer				
	1st dose			2,620,653
	2nd dose			1,051,999
	1st Booster dose			8,090,304
	2nd Booster dose			171,326
Moderna				
	1st dose			804,801
	2nd dose			787,361
**COVID-19 - PCR Positives				
District	1 st wave	2 nd wave	3 rd wave	Total
Colombo	174	32123	111040	143337
Gampaha	51	18483	96976	115510
Kalutara	72	6986	51628	58686
Kandy	19	5710	16689	22418
Kurunagala	30	3191	28353	31574
Galle	4	2645	43177	45826
Ratnapura	9	3654	20081	23744
Matara	4	1544	21774	23322
Matale	5	1214	14356	15575
Nuwara Eli ya	2	1259	11080	12341
Kegalle	10	1770	11687	13467
Jaffna	16	1441	10886	12343
Badulla	4	1358	13285	14647
Puttalam	39	1024	14314	15377
Anuradhapura	31	820	14240	15091
Hambantota	3	710	19475	20188
Trincomalee	4	651	3732	4387
Monaragala	6	545	14749	15300
Polonnaruwa	10	475	4778	5263
Ampara	9	498	13567	14074
Kalmunai	18	1296	3912	5226
Batticaloa	1	699	9189	9889
Vavuniya	2	623	3040	3665
Mullaitivu	0	278	2010	2288
Kilinochchi	0	250	9776	10026
Mannar	0	379	2148	2527

COVID 19 Deaths		16719
		9432
		7287

Age Distribution of Deaths



Number of COVID -19 suspected patients reported for the last 24 hours 18

Hospital	Today 10am		
	SL	Forei.	Total
NIID	0	0	0
NHSL	0	0	0
TH Ragama	0	0	0
TH Karapitiya	11	0	11
TH A'pura	0	0	0
TH Kurun.	0	0	0
TH Jaffna	0	0	0
NH Kandy	0	0	0
TH Batt.	0	0	0
DGH Gampaha	4	0	4
DGH Negombo	0	0	0
TH Rathn.	0	0	0
PGH Badulla	0	0	0
LRH	0	0	0
DMH	0	0	0
DGH Polon'wa	0	0	0
TH Kalubowila	0	0	0
Castle St TH	0	0	0
BH Hambanthota	0	0	0
BH Mona'gala	0	0	0
BH Welikanda	0	0	0
DGH Kaluthara	0	0	0
Chest H. Welisara	0	0	0
Colombo East Base Hospital	0	0	0
G.H. Chilaw	0	0	0
G.H. Matara	0	0	0
KDU Hospital	0	0	0
G.H. Vavunia	0	0	0
B.H. Marawila	2	0	2
S.J.Pura TH	0	0	0
BH Theldeniya	0	0	0
BH Tangalle	0	0	0
NIMH	1	0	1
Total	18	0	18

