



Epidemiology Unit Ministry of Health

231, De Saram Place, Colombo 10, Sri Lanka

Tel: (+94 11) 2695112, 2681548, 4740490, 4740491, 4740492 Fax: (+94 11) 2696583 E-mail: chepid@slt.net.lk, epidunit@slt.net.lk Web: www.epid.gov.lk

Coronavirus disease 2019 (COVID-19) - Situation Report – 08.08.2021– 10 a.m.

An outbreak of pneumonia of unknown reason was first reported on 31st December 2019 from Wuhan City in Hubei Province of China. On 7th Jan 2020, it was diagnosed as “Novel Corona Virus”. On 30/01, WHO has declared it as a Public Health Emergency of International Concern (PHEIC). On 11/02/2020 the WHO renamed the disease as COVID-19 and on 11/03/2020 declared as pandemic. The incubation period is reported as 2-14 days.

Patients identified in last 24H		
Total Confirmed		2815
Returnees (+ close contacts) from other countries	Sri Lankans	19
	Foreigners	0
New Year Cluster		2786
Prison cluster		10

Details of COVID 19 diagnosed patients – Last 24H				
Number inward as at yesterday-10 am	COVID 19 Positive – last 24H	Discharged from the hospital – last 24H	Number of deaths reported – last 24H	Number inward/waiting to admit as at today-10 am
28510	2815	2563	98	28664

Local Situation


Total Number Confirmed		327038
Imported Cases (Returnees from other countries)	Foreigners	328
	Sri Lankans	6384
Local Cases	Navy & their close contacts	950
	Kandakadu cluster & their close contacts	651
	Minuwangoda Cluster	3059
	Fish Market\ Harbour Cluster	82785
	Prison cluster	7917
	New Year Cluster	224651
	Others	313


Total Number Confirmed	327038
Total Number Recovered	293357
Total Number of Deaths	5017
Hospitalized/waiting to admit – today 10 am	28664
Suspected – today 10 am	2796

COVID-19 Vaccination	
Covishield Vaccine	No
1 st dose	1103873
2 nd dose	860723
Sinopharm Vaccine	
1 st dose	8724866
2 nd dose	1903017
Sputnik V	
1 st dose	159081
2 nd dose	14516
Pfizer	
1 st dose	250763
2 nd dose	458
Moderna	747941

COVID-19 - PCR Positives				
District	1 st wave	2 nd wave	3 rd wave	Total
Colombo	174	32123	44027	76324
Gampaha	51	18483	40711	59245
Kalutara	72	6986	28550	35608
Kandy	19	5710	9479	15208
Kurunagala	30	3191	12825	16046
Galle	4	2645	13030	15679
Ratnapura	9	3654	8941	12604
Matara	4	1544	6625	8173
Matale	5	1214	4848	6067
Nuwara Eliya	2	1259	6963	8224
Kegalle	10	1770	5212	6992
Jaffna	16	1441	5155	6612
Badulla	4	1358	6359	7721
Puttalam	39	1024	4913	5976
Anuradhapura	31	820	3511	4362
Hambantota	3	710	3448	4161
Trincomalee	4	651	2706	3361
Monaragala	6	545	3237	3788
Polonnaruwa	10	475	2430	2915
Ampara	9	498	1668	2175
Kalmunai	18	1296	1670	2984
Batticaloa	1	699	2629	3329
Vavuniya	2	623	1190	1815
Mullaitivu	0	278	862	1140
Kilinochchi	0	250	1315	1565
Mannar	0	379	1080	1459

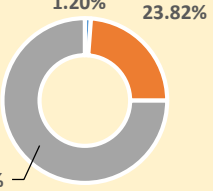
COVID 19 Deaths 5017

 2900

 2117

Age distribution of deaths

- < 30
- 30-59
- >=60



Number of COVID -19 suspected patients reported for the last 24 hours - 2796

Hospital	Today 10am		Total
	SL	Forei.	
NIID	11	0	11
NHSL	541	0	541
TH Ragama	196	0	196
TH Karapitiya	320	0	320
TH A'pura	44	0	44
TH Kurun.	64	0	64
TH Jaffna	6	0	6
NH Kandy	76	0	76
TH Batti.	25	0	25
DGH Gampaha	43	0	43
DGH Negombo	55	0	55
TH Rathn.	54	0	54
PGH Badulla	74	0	74
LRH	27	0	27
DMH	5	0	5
DGH Polon'wa	271	0	271
TH Kalubowila	87	0	87
Castle St TH	51	0	51
BH Hambanthota	0	0	0
BH Mona'gala	43	0	43
BH Welikanda	0	0	0
DGH Kaluthara	79	0	79
Chest H. Welisara	12	0	12
Colombo East Base	3	0	3
G.H. Chilaw	38	0	38
G.H. Matara	0	0	0
KDU Hospital	80	0	80
G.H. Vavunia	65	0	65
B.H. Marawila	94	0	94
S.J.Pura TH	298	0	298
BH Theldeniya	19	0	19
BH Tangalle	18	0	18
NIMH	97	0	97
Total	2796	0	2796

