



Epidemiology Unit Ministry of Health

231, De Saram Place, Colombo 10, Sri Lanka

Tel: (+94 11) 2695112, 2681548, 4740490, 4740491, 4740492 Fax: (+94 11) 2696583 E-mail: chepid@slt.net.lk, epidunit@slt.net.lk Web: www.epid.gov.lk

Coronavirus disease 2019 (COVID-19) - Situation Report – 08.05.2021– 10 a.m.

An outbreak of pneumonia of unknown reason was first reported on 31st December 2019 from Wuhan City in Hubei Province of China. On 7th Jan 2020, it was diagnosed as “Novel Corona Virus”. On 30/01, WHO has declared it as a Public Health Emergency of International Concern (PHEIC). On 11/02/2020 the WHO renamed the disease as COVID-19 and on 11/03/2020 declared as pandemic. The incubation period is reported as 2-14 days.

Patients identified in last 24H	
Total Confirmed	1914
Returnees (+ close contacts) from other countries	Sri Lankans 25 Foreigners 0
Kandakadu Rehab. Center detainees and their contacts	0
Hospital samples (admitted with clinical signs/symptoms)	0
New Year Cluster	1860
Prison cluster	29

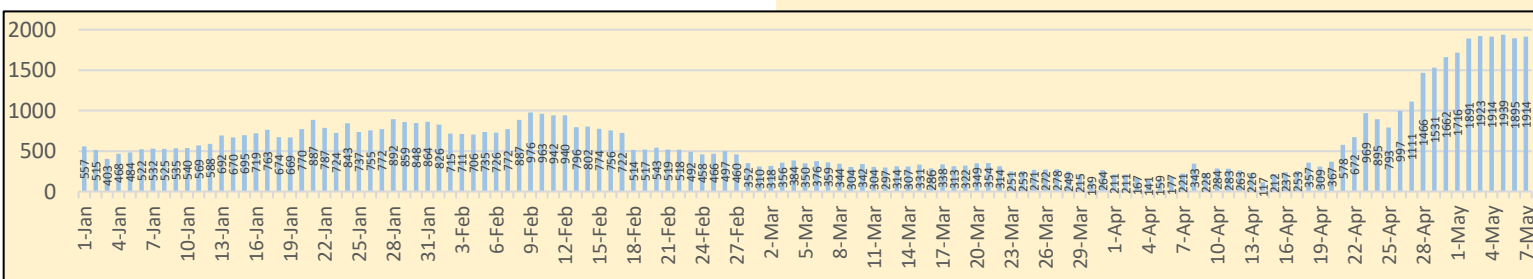
Details of COVID 19 diagnosed patients – Last 24H				
Number inward as at yesterday-10 am	COVID 19 Positive - last 24H	Discharged from the hospital - last 24H	Number of deaths - last 24H	Number inward as at today-10 am
16916	1914	1335	19	17476

Local Situation

Total Number Confirmed		121338
Imported Cases (Returnees from other countries)	Foreigners	313
	Sri Lankans	3787
Local Cases	Navy & their close contacts	950
	Kandakadu cluster & their close contacts	651
	Minuwangoda Cluster	3059
	Fish Market\ Harbour Cluster	82785
	Prison cluster	4932
	New Year Cluster	24548
Others	313	

Total Number Confirmed	121338
Total Number Recovered	103098
Total Number of Deaths	764
Confirmed and hospitalized - today 10 am	17476

Suspected and hospitalized - today 10 am	1266
---	-------------





COVID-19 Vaccination	1 st Dose	2 nd Dose
Covishield Vaccine	925242	187775
Sinopharm Vaccine (Chinese Nationals)	2865	2435
Sputnik V	1669	-

Country	Cumulative Cases per 1 million population	COVID-19 deaths per 1 million population
Sri Lanka	5566	35
India	15425	168
Singapore	10751	5.4
Australia	1178	36
South East Asian Region	11218	139

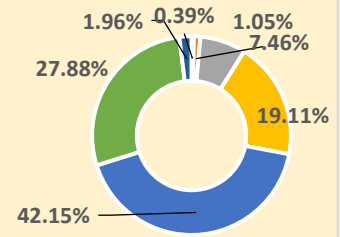
HEALTH DISTRICT	Count
COLOMBO	36399
GAMPAHA	22493
KALUTARA	9348
KURUNEGALA	5416
KANDY	5172
RATNAPURA	3481
GALLE	3464
MATARA	2308
MATALE	2030
PUTTALAM	1984
NUWARAEALIYA	1933
BADULLA	1863
KEGALLE	1849
JAFFNA	1545
KALMUNAI	1316
MONERAGALA	1207
HAMBANTOTA	1073
ANURADHAPURA	939
TRINCOMALEE	877
BATTICOLOA	650
VAVUNIA	501
POLONNARUWA	447
AMPARA	445
MANNAR	324
KILINOCHCHI	174
MULLATIVU	76

Note: Considered only the individuals who contracted the disease from the districts

COVID 19 Deaths	764
	476
	288

Age distribution of deaths

- < 15
- 16 - 30
- 31 - 45
- 46 - 60
- 61 - 75
- 76 - 90
- >90



Number of COVID -19 suspected patients -1266						
Hospital	Total suspected up to			Today 10am		
	SL	Forei.	Total	SL	Forei.	Total
NIID	1394	76	1470	10	0	10
NHSL	43968	16	43984	110	0	110
TH Ragama	4689	5	4694	0	0	0
TH Karapitiya	1500	27	1527	51	0	51
TH A'pura	3039	2	3041	18	0	18
TH Kurun.	2679	1	2680	44	0	44
TH Jaffna	615	2	617	5	0	5
NH Kandy	2261	6	2267	35	0	35
TH Batti.	772	0	772	13	0	13
DGH Gampaha	1494	4	1498	35	0	35
DGH Negombo	2746	15	2761	51	0	51
TH Rathn.	1333	0	1333	46	0	46
PGH Badulla	772	2	774	38	0	38
LRH	524	0	524	5	0	5
DMH	2770	1	2771	5	0	5
DGH Polon'wa	2749	6	2755	15	0	15
TH Kalubowila	2442	5	2447	13	0	13
Castle St TH	840	0	840	4	0	4
BH Hambanthota	385	2	387	10	0	10
BH Mona'gala	852	0	852	25	0	25
BH Welikanda	69	1	70	0	0	0
DGH Kaluthara	1906	2	1908	38	0	38
Chest H. Welisara	2739	2	2741	41	0	41
Colombo East Base	347	0	347	9	0	9
G.H. Chilaw	8106	1	8107	23	0	23
G.H. Matara	241	2	243	0	0	0
KDU Hospital	18170	0	18170	298	0	298
G.H. Vavunia	386	0	386	6	0	6
B.H. Marawila	818	1	819	4	0	4
S.J.Pura TH	25428	2	25430	268	0	268
BH Theldeniya	171	0	171	0	0	0
BH Tangalle	134	1	135	0	0	0
NIMH	1244	0	1244	46	0	46
Total	Incorrect to total as transfers counts in both the institutions			1266	0	1266

Source: Epidemiology Unit, Disease Surveillance System

Hospital	Inward Today 10am			Discharged during last		
	SL	Forei	Total	SL	Forei	Total
NIID	157	0	157	21	0	21
BH Welikanda	107	0	107	12	0	12
Iranawila Hospital	107	0	107	3	0	3
BH Minuwangoda	50	0	50	7	0	7
Colombo East Base Hospital	106	0	106	8	0	8
TH Anuradhapura	96	0	96	5	0	5
Neville F' do hospital	508	0	508	16	0	16
DGH Hambanthota	234	0	234	23	0	23
DH Rambukkana	58	0	58	12	0	12
Kamburugamuwa	243	0	243	0	0	0
Kathankudy Hospital	81	0	81	26	0	26
BH Theldeniya	121	0	121	4	0	4
BH Homagama	168	0	168	16	0	16
BH Galgamuwa	0	0	0	0	0	0
BH Hingurakgoda	201	0	201	32	0	32
DH Abanpola	35	0	35	8	0	8
DH Lunawa	51	0	51	16	0	16
DH Ingiriya	28	0	28	7	0	7
DH Kosgama	56	0	56	11	0	11
DH Dankotuwa	70	0	70	12	0	12
DH Divulapitiya	78	0	78	13	0	13
DH Laggala Pallegama	125	0	125	0	0	0
DH Dompe	23	0	23	17	0	17
DH Pimbura	66	0	66	8	0	8
DH Karadiyanaru	94	0	94	8	0	8
DH Radawana	32	0	32	5	0	5
Ichchilampattu Hospital	76	0	76	4	0	4
DH Padiyathalawa	56	0	56	19	0	19
NHRD (Welisara)	29	0	29	0	0	0
DH Palamune	63	0	63	21	0	21
DH Undugoda	104	0	104	21	0	21
DH Narammala	61	0	61	15	0	15
DH Iththevana	27	0	27	9	0	9
DH Mathugama	62	0	62	2	0	2
DH Bandaragama	35	0	35	1	0	1
DH Nochchiyagama	37	0	37	4	0	4
DH Nawagamuwa	31	0	31	13	0	13
DH Bandarawela	53	0	53	4	0	4
DH Hagaranketha	27	0	27	13	0	13
DH Beligala	52	0	52	11	0	11
DH Katugasthota	39	0	39	5	0	5
Army Hospital Panagoda	48	0	48	0	0	0
SLAF BH Katunayake	45	0	45	0	0	0
NIMH	15	0	15	0	0	0
Galuwapokuna Treat. Centre	105	0	105	0	0	0
Kandakadu treatment Centre	0	0	0	0	0	0
Galleia treatment Centre	408	0	408	0	0	0
Punani treatment Centre	695	0	695	247	0	247
Embilipitiya treatment Centre	138	0	138	28	0	28
Kahagolla treat. Centre	211	0	211	0	0	0
Samanalawewa treatment Centre	0	0	0	0	0	0
Rehabilitation Centre Ampara	108	0	108	0	0	0
Kahawatta treat. Centre	214	0	214	0	0	0
Wathupitiwela Treat. Centre	89	0	89	11	0	11
Bingiriya treat. Centre	450	0	450	84	0	84
Rambukkana treat. Centre	258	0	258	0	0	0
Polgolla treatment Centre	0	0	0	0	0	0
Yakkala treatment Centre	153	0	153	24	0	24
Kopai treatment Centre	365	0	365	94	0	94
Police training school Kalutara	0	0	0	0	0	0
Karandeniya treatment Centre	117	0	117	18	0	18
Panideniya treat. Centre	314	0	314	46	0	46
Darga town treatment Centre	166	0	166	49	0	49
BH Warakapola	203	0	203	22	0	22
Krishnapuram Treatment Center - Kilinochchi	134	0	134	26	0	26
Dambaeniya Treat. Centre	311	0	311	52	0	52
Hikkaduwa Treat. Centre	202	0	202	0	0	0
Weligama Treat. Centre	80	0	80	20	0	20
Giriulla Treat. Centre	414	0	414	62	0	62
Bidunnewa Treat. Centre	178	0	178	43	0	43
Koggala Beach Hotel	286	0	286	31	0	31
Hikkaduwa Super Corel-ICC	0	0	0	0	0	0
Habaraduwa treat. Centre	0	0	0	0	0	0
Hanthana treat. Centre	90	0	90	10	0	10
Kundasale treat. centre	67	0	67	0	0	0
Punani Brandix treat. Rx Centre	127	0	127	0	0	0