



## Epidemiology Unit Ministry of Health

231, De Saram Place, Colombo 10, Sri Lanka

Tele: (+94 11) 2695112, 2681548, 4740490, 4740491, 4740492 Fax: (+94 11) 2696583 E-mail: [chepid@slt.net.lk](mailto:chepid@slt.net.lk), [epidunit@slt.net.lk](mailto:epidunit@slt.net.lk) Web: [www.epid.gov.lk](http://www.epid.gov.lk)

### Coronavirus disease 2019 (COVID-19) - Situation Report – 06.04.2021– 10 a.m.

An outbreak of pneumonia of unknown reason was first reported on 31<sup>st</sup> December 2019 from Wuhan City in Hubei Province of China. On 7<sup>th</sup> Jan 2020, it was diagnosed as “Novel Corona Virus”. On 30/01, WHO has declared it as a Public Health Emergency of International Concern (PHEIC). On 11/02/2020 the WHO renamed the disease as COVID-19 and on 11/03/2020 declared as pandemic. The incubation period is reported as 2-14 days.

Patients identified in last 24H	
<b>Total Confirmed</b>	<b>159</b>
Returnees (+ close contacts) from other countries	Sri Lankans 20 Foreigners 2
Kandakadu Rehab. Center detainees and their contacts	0
Hospital samples (admitted with clinical signs/symptoms)	0
Sub clusters related to Peliyagoda cluster	116
Prison cluster	21

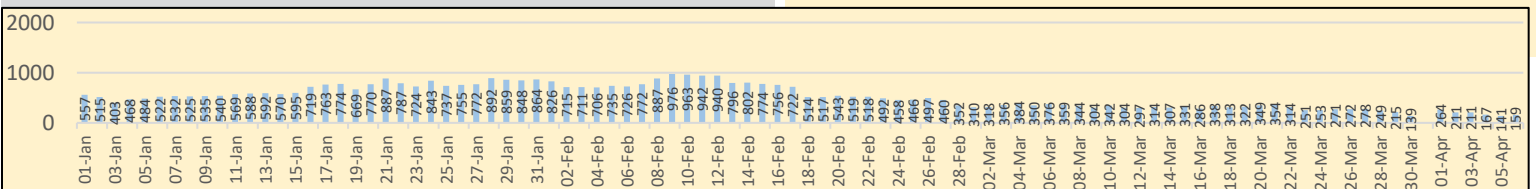
Details of COVID 19 diagnosed patients – Last 24H				
Number inward as at yesterday-10 am	COVID 19 Positive - last 24H	Discharged from the hospital - last 24H	Number of deaths - last 24H	Number inward as at today-10 am
<b>2292</b>	<b>159</b>	<b>145</b>	<b>5</b>	<b>2301</b>

#### Local Situation

Total Number Confirmed		<b>93595</b>
Imported Cases (Returnees from other countries)	Foreigners	217
	Sri Lankans	2780
Local Cases	Navy & their close contacts	950
	Kandakadu cluster & their close contacts	651
	Sub clusters related to Minuwangoda/Peliyagoda/ Prison cluster	88684
	Others	313

<b>Total Number Confirmed</b>	<b>93595</b>
Total Number Recovered	90708
Total Number of Deaths	586
Confirmed and hospitalized - today 10 am	2301



<b>Suspected and hospitalized - today 10 am</b>	<b>447</b>
---	------------



<b>COVID-19 Total Vaccinated</b>	<b>924536</b>
----------------------------------	---------------

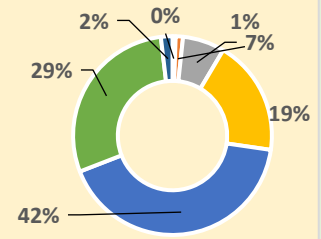
Country	Cumulative Cases per 1 million population	COVID-19 deaths per 1 million population
Sri Lanka	4293	26
India	8675	117
Singapore	10305	5
Australia	1147	36
South East Asian Region	7233	108

HEALTH DISTRICT	Count
COLOMBO	30037
GAMPAHA	18473
PUTTALAM	1252
KALUTARA	6723
ANURADHAPURA	636
KANDY	4212
KURUNEGALA	2646
POLONNARUWA	239
JAFFNA	867
RATNAPURA	2931
KEGALLE	1709
MONERAGALA	628
KALMUNAI	1292
MATALE	1060
GALLE	2485
AMPARA	329
BADULLA	1554
MATARA	1808
BATTICOLOA	588
HAMBANTOTA	737
VAVUNIA	430
TRINCOMALEE	553
NUWARAELIYA	1366
KILINOCHCHI	134
MANNAR	287
MULLATIVU	60
Note: Considered only the individuals who contracted the disease from the districts	

<b>COVID 19 Deaths</b>	<b>586</b>
	367
	219

### Age distribution of deaths

- < 15
- 16 - 30
- 31 - 45
- 46 - 60
- 61 - 75
- 76 - 90
- >90



Number of COVID -19 suspected patients - 447						
Hospital	Total suspected up to			Today 10am		
	SL	Forei.	Total	SL	Forei.	Total
NIID	1350	76	1426	5	0	5
NHSL	34105	16	34121	2	0	2
TH Ragama	4032	5	4037	9	0	9
TH Karapitiya	1143	27	1170	1	0	1
TH A'pura	2709	2	2711	1	0	1
TH Kurun.	2093	1	2094	4	0	4
TH Jaffna	530	2	532	3	0	3
NH Kandy	1909	6	1915	13	0	13
TH Batti.	668	0	668	1	0	1
DGH Gampaha	1171	4	1175	3	0	3
DGH Negombo	2487	15	2502	11	0	11
TH Rathn.	1119	0	1119	3	0	3
PGH Badulla	511	2	513	2	0	2
LRH	481	0	481	1	0	1
DMH	2645	1	2646	4	0	4
DGH Polon'wa	2121	6	2127	0	0	0
TH Kalubowila	2035	5	2040	8	0	8
Castle St TH	807	0	807	0	0	0
BH Hambanthota	385	2	387	0	0	0
BH Mona'gala	647	0	647	3	0	3
BH Welikanda	69	1	70	0	0	0
DGH Kaluthara	1510	2	1512	2	0	2
Chest H. Welisara	2276	2	2278	52	0	52
Colombo East Base	315	0	315	1	0	1
G.H. Chilaw	7139	1	7140	8	0	8
G.H. Matara	241	2	243	0	0	0
KDU Hospital	14285	0	14285	33	0	33
G.H. Vavunia	361	0	361	1	0	1
B.H. Marawila	710	1	711	2	0	2
S.J.Pura TH	18758	2	18760	234	0	234
BH Theldeniya	150	0	150	3	0	3
BH Tangalle	92	1	93	0	0	0
NIMH	1028	0	1028	37	0	37
<b>Total</b>	Incorrect to total as transfers counts in both the institutions			<b>447</b>	<b>0</b>	<b>447</b>

Source: Epidemiology Unit, Disease Surveillance System

Hospital	Inward Today 10am			Discharged during last		
	SL	Forei	Total	SL	Foreig	Total
NIID	74	0	74	6	0	6
BH Welikanda	40	0	40	0	0	0
Iranawila Hospital	13	0	13	3	0	3
BH Minuwangoda	17	0	17	0	0	0
Colombo East Base Hospital	38	0	38	0	0	0
TH Anuradhapura	47	0	47	3	0	3
Neville P'do hospital	61	0	61	14	0	14
DGH Hambanthota	6	0	6	3	0	3
DH Rambukkana	0	0	0	0	0	0
Kamburugamuwa	15	0	15	1	0	1
Kathankudy Hospital	5	0	5	1	0	1
BH Theldeniya	17	0	17	2	0	2
BH Homagama	83	0	83	0	0	0
BH Galgamuwa	0	0	0	0	0	0
DH Abanpola	18	0	18	1	0	1
DH Lunawa	30	0	30	1	0	1
DH Ingiriya	9	0	9	0	0	0
DH Kosgama	9	0	9	2	0	2
DH Dankotuwa	10	0	10	0	0	0
DH Divulapitiya	36	0	36	4	0	4
DH Laggala Pallegama	39	0	39	8	0	8
DH Dompe	9	0	9	2	0	2
DH Pimbura	25	0	25	0	0	0
DH Karadiyanaru	29	0	29	0	0	0
DH Radawana	26	0	26	2	0	2
Ichchilampattu Hospital	16	0	16	3	0	3
DH Padiyathalawa	0	0	0	0	0	0
NHRD (Welisara)	1	0	1	0	0	0
DH Palamune	5	0	5	2	0	2
DH Udugoda	0	0	0	0	0	0
DH Narammala	20	0	20	0	0	0
DH Iththevana	0	0	0	0	0	0
DH Mathugama	7	0	7	0	0	0
DH Bandaragama	8	0	8	0	0	0
DH Nochchiyagama	10	0	10	0	0	0
DH Nawagamuwa	1	0	1	0	0	0
DH Bandarawela	0	0	0	0	0	0
DH Haguranketha	10	0	10	0	0	0
Army Hospital Panagoda	2	0	2	0	0	0
SLAF BH Katunayake	2	0	2	0	0	0
NIMH	2	0	2	0	0	0
Kandakadu treatment Centre	0	0	0	0	0	0
Gallela treatment Centre	0	0	0	0	0	0
Punani treatment Centre	0	0	0	0	0	0
Embilipitiya treatment Centre	68	0	68	4	0	4
Kahagolla treat. Centre	23	0	23	11	0	11
Samanalawewa treatment Centre	0	0	0	0	0	0
Rehabilitation Centre Ampara	18	0	18	2	0	2
Kahawatta treat. Centre	0	0	0	0	0	0
Wathupitiwela Treat. Centre	20	0	20	4	0	4
Bingiriya treat. Centre	87	0	87	10	0	10
Rambukkana treat. Centre	11	0	11	0	0	0
Polgolla treatment Centre	35	0	35	5	0	5
Yakkala treatment Centre	29	0	29	6	0	6
Kopai treatment Centre	114	0	114	22	0	22
Police training school Kalutara	0	0	0	0	0	0
Karandeniya treatment Centre	0	0	0	0	0	0
Panideniya treat. Centre	28	0	28	0	0	0
Darga town treatment Centre	6	0	6	2	0	2
BH Warakapola	46	0	46	6	0	6
Krishnapuram Treatment Center - Kilinochchi	125	0	125	2	0	2
Damba'eniya Treat. Centre	12	0	12	4	0	4
Hikkaduwa Treat. Centre	51	0	51	0	0	0
Weligama Treat. Centre	20	0	20	0	0	0
Giriulla Treat. Centre	88	0	88	0	0	0
Bidunwewa Treat. Centre	22	0	22	0	0	0
Koggala Beach Hotel	22	0	22	9	0	9
Hikkaduwa Super Corel-ICC	0	0	0	0	0	0
Habaraduwa treat. Centre	0	0	0	0	0	0