



Epidemiology Unit Ministry of Health

231, De Saram Place, Colombo 10, Sri Lanka

Tele: (+94 11) 2695112, 2681548, 4740490, 4740491, 4740492 Fax: (+94 11) 2696583 E-mail: chepid@slt.net.lk, epidunit@slt.net.lk Web: www.epid.gov.lk

Coronavirus disease 2019 (COVID-19) - Situation Report – 05.06.2021– 10 a.m.

An outbreak of pneumonia of unknown reason was first reported on 31st December 2019 from Wuhan City in Hubei Province of China. On 7th Jan 2020, it was diagnosed as “Novel Corona Virus”. On 30/01, WHO has declared it as a Public Health Emergency of International Concern (PHEIC). On 11/02/2020 the WHO renamed the disease as COVID-19 and on 11/03/2020 declared as pandemic. The incubation period is reported as 2-14 days.

Patients identified in last 24H	
Total Confirmed	3410
Returnees (+ close contacts) from other countries	Sri Lankans 12 Foreigners 0
Kandakadu Rehab. Center detainees and their contacts	0
Hospital samples (admitted with clinical signs/symptoms)	0
New Year Cluster	3389
Prison cluster	9

Details of COVID 19 diagnosed patients – Last 24H				
Number inward as at yesterday-10 am	COVID 19 Positive – last 24H	Discharged from the hospital – last 24H	Number of deaths – last 24H	Number inward/waiting to admit as at today-10 am
29955	3410	1851	48	31466

Local Situation

Total Number Confirmed		199254
Imported Cases (Returnees from other countries)	Foreigners	318
	Sri Lankans	4438
Local Cases	Navy & their close contacts	950
	Kandakadu cluster & their close contacts	651
	Minuwangoda Cluster	3059
	Fish Market\ Harbour Cluster	82785
	Prison cluster	6115
	New Year Cluster	100625
	Others	313

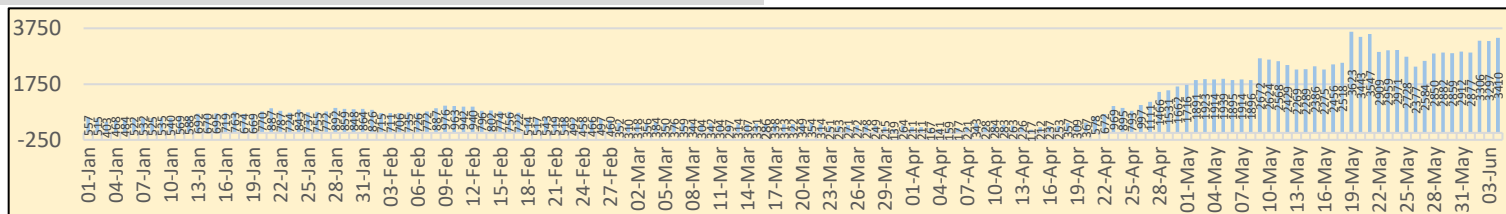
Total Number Confirmed	199254
Total Number Recovered	166132
Total Number of Deaths	1656
Hospitalized/waiting to admit – today 10 am	31466



Suspected and hospitalized – today 10 am	1377
---	-------------

COVID-19 Vaccination	1 st Dose	2 nd Dose
Covishield Vaccine	925242	351459
Sinopharm Vaccine	930573	-
Sputnik V	64986	-

Country	Cumulative Cases per 1 million population	COVID-19 deaths per 1 million population
Sri Lanka	9140	75
India	20214	236
Singapore	10751	5.4
Australia	1180	36
South East Asian Region	15635	199

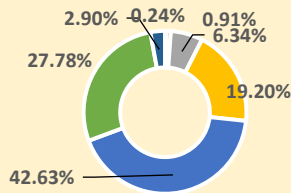
District	1 st Wave	2 nd Wave	3 rd Wave	Total
Colombo	174	32123	18462	50759
Gampaha	51	18483	15612	34146
Kalutara	72	6986	13874	20932
Kandy	19	5710	4749	10478
Kurunagala	30	3191	6575	9796
Galle	4	2645	5778	8427
Ratnapura	9	3654	4358	8021
Matara	4	1544	3105	4653
Matale	5	1214	2967	4186
Nuwara Eliya	2	1259	3106	4367
Kegalle	10	1770	1941	3721
Jaffna	16	1441	1850	3307
Badulla	4	1358	2098	3460
Puttalam	39	1024	1856	2919
Anuradhapura	31	820	1946	2797
Hambantota	3	710	1779	2492
Trincomalee	4	651	1603	2258
Monaragala	6	545	1511	2062
Polonnaruwa	10	475	1295	1780
Ampara	9	498	958	1465
Kalmunai	18	1296	93	1407
Batticaloa	1	699	769	1469
Vavuniya	2	623	406	1031
Mullaitivu	0	278	602	880
Kilinochchi	0	250	703	953
Mannar	0	379	195	574



COVID 19 Deaths	1656
	981
	675

Age distribution of deaths

- < 15
- 16 - 30
- 31 - 45
- 46 - 60
- 61 - 75
- 76 - 90
- >90



Number of COVID -19 suspected patients - 1377

Hospital	Total suspected up to now			Today 10am		
	SL	Forei.	Total	SL	Forei.	Total
NIID	1446	76	1522	10	0	10
NHSL	47443	16	47459	152	0	152
TH Ragama	6785	5	6790	145	0	145
TH Karapitiya	2421	27	2448	74	0	74
TH A'pura	3877	2	3879	31	0	31
TH Kurun.	3602	1	3603	110	0	110
TH Jaffna	781	2	783	0	0	0
NH Kandy	2700	6	2706	9	0	9
TH Batti.	1084	0	1084	49	0	49
DGH Gampaha	1999	4	2003	92	0	92
DGH Negombo	3247	15	3262	80	0	80
TH Rathn.	1816	0	1816	66	0	66
PGH Badulla	1112	2	1114	-	0	-
LRH	683	0	683	21	0	21
DMH	2889	1	2890	8	0	8
DGH Polon'wa	3340	6	3346	12	0	12
TH Kalubowila	5911	5	5916	4	0	4
Castle St TH	896	0	896	18	0	18
BH Hambanthota	391	2	393	0	0	0
BH Mona'gala	1029	0	1029	8	0	8
BH Welikanda	69	1	70	0	0	0
DGH Kaluthara	3676	2	3678	145	0	145
Chest H. Welisara	3008	2	3010	46	0	46
Colombo East Base	404	0	404	0	0	0
G.H. Chilaw	8628	1	8629	20	0	20
G.H. Matara	241	2	243	0	0	0
KDU Hospital	20292	0	20292	45	0	45
G.H. Vavunia	414	0	414	0	0	0
B.H. Marawila	934	1	935	7	0	7
S.J.Pura TH	31524	2	31526	168	0	168
BH Theldeniya	174	0	174	8	0	8
BH Tangalle	232	1	233	8	0	8
NIMH	1422	0	1422	41	0	41
Total	Incorrect to total as transfers counts in both the		1377	0	1377	

Source: Epidemiology Unit, Disease Surveillance System

Hospital distribution of COVID 19 diagnosed patients

	Inward Today 10am			Discharged during last		
	SL	Forei	Total	SL	Forein	Total
NIID	154	0	154	15	0	15
BH Welikanda	61	0	61	0	0	0
Iranawila Hospital	96	0	96	14	0	14
BH Minuwangoda	73	0	73	2	0	2
Colombo East Base Hospital	88	0	88	6	0	6
TH Anuradhapura	52	0	52	4	0	4
TH Kandy	115	0	115	0	0	0
TH Jaffna	68	0	68	4	0	4
Neville F'do hospital	496	0	496	56	0	56
DGH Hambanthota	121	0	121	12	0	12
DH Rambukkana	40	0	40	37	0	37
Kamburugamuwa	175	0	175	20	0	20
Kathankudy Hospital	81	0	81	26	0	26
BH Theldeniya	103	0	103	5	0	5
BH Homagama	156	0	156	7	0	7
BH Hingurakoda	189	0	189	33	0	33
BH Galenbidunawewa	39	0	39	10	0	10
BH Kebithigollewa	18	0	18	2	0	2
DH Abanpola	40	0	40	2	0	2
DH Lunawa	38	0	38	0	0	0
DH Ingiriya	61	0	61	3	0	3
DH Kosgama	85	0	85	2	0	2
DH Dankotuwa	59	0	59	14	0	14
DH Divulapitiya	79	0	79	5	0	5
DH Laggala Pallegama	76	0	76	15	0	15
DH Dompe	38	0	38	6	0	6
DH Pimbura	53	0	53	13	0	13
DH Karadiyanaru	94	0	94	0	0	0
DH Radawana	40	0	40	3	0	3
Ichchilampattu Hospital	59	0	59	22	0	22
DH Padiyathalawa	36	0	36	0	0	0
NHRD (Welisara)	28	0	28	0	0	0
DH Palamune	85	0	85	12	0	12
DH Undugoda	101	0	101	18	0	18
DH Narammala	43	0	43	6	0	6
DH Iththepana	25	0	25	7	0	7
DH Mathugama	45	0	45	4	0	4
DH Bandaragama	36	0	36	3	0	3
DH Nochchiyagama	35	0	35	4	0	4
DH Nawaragamuwa	27	0	27	0	0	0
DH Bandarawela	62	0	62	0	0	0
DH Haguranketha	20	0	20	0	0	0
DH Beligala	62	0	62	12	0	12
DH Katugasthota	20	0	20	5	0	5
DH Wattegama	21	0	21	2	0	2
DH Walapane	37	0	37	0	0	0
DH Damana	48	0	48	6	0	6
DH Devyandara	22	0	22	0	0	0
DH Medagama	70	0	70	18	0	18
DH Pallegama	16	0	16	0	0	0
DH Wethara	49	0	49	7	0	7
DH Kithulgala	44	0	44	19	0	19
DH Kuchcheweli	77	0	77	10	0	10
DH Thammanawa	20	0	20	2	0	2
DH Middeniya	15	0	15	0	0	0
DH Ambalanthota	34	0	34	0	0	0
DH Rakwana	9	0	9	3	0	3
DH Nakulugamuwa	3	0	3	0	0	0
DH Akurana	38	0	38	0	0	0
Army Hospital Panagoda	83	0	83	0	0	0
SLAF BH Katunavake	14	0	14	3	0	3
NIMH	20	0	20	2	0	2
Ayurweda hospital Rajagiriyi	159	0	159	6	0	6
Galuwapokuna Treat. Centre	59	0	59	0	0	0
Kandakadu treatment Centre	301	0	301	69	0	69
Gallela treatment Centre	379	0	379	0	0	0
Punani treatment Centre	555	0	555	197	0	197
Embilipitiya treatment Centre	177	0	177	0	0	0
Kahagolla treat. Centre	244	0	244	54	0	54
Rehabilitation Centre Ampara	191	0	191	23	0	23
Kahawatta treat. Centre	278	0	278	46	0	46
Wathupitiwela Treat. Centre	109	0	109	12	0	12
Bingiriya treat. Centre	525	0	525	117	0	117
Rambukkana treat. Centre	360	0	360	7	0	7
Yakkala treatment Centre	76	0	76	11	0	11
Kopal treatment Centre	279	0	279	57	0	57
Karadeniya treatment Centre	107	0	107	2	0	2
Panideniya treat. Centre	337	0	337	65	0	65
Darga town treatment Centre	106	0	106	9	0	9
BH Warakapola	198	0	198	18	0	18
Krishnapuram Treatment Center -	102	0	102	16	0	16
Dambadeniya Treat. Centre	529	0	529	20	0	20
Hikkaduwa Treat. Centre	217	0	217	15	0	15
Weligama Treat. Centre	91	0	91	15	0	15
Giriulla Treat. Centre	331	0	331	8	0	8
Bidunwewa Treat. Centre	219	0	219	6	0	6
Koggala Beach Hotel	70	0	70	7	0	7
Habaraduwa treat. Centre	111	0	111	20	0	20
Hanthana treat. Centre	35	0	35	20	0	20
Kundasale treat. Centre	53	0	53	14	0	14
Punani Brandix treat. Rx Centre	216	0	216	6	0	6
ICC Kande Ela	31	0	31	10	0	10
ICC Bogawanthalawa	63	0	63	4	0	4
ICC Hardy Technical College	136	0	136	26	0	26
Naleemah school ICC	223	0	223	39	0	39
Marathamunei ITC	97	0	97	0	0	0
Pasdunrata ITC	353	0	353	20	0	20
Sripali Horana ITC	202	0	202	49	0	49
Gampola Youth Centre ITC	85	0	85	23	0	23
Gomarandadawala ITC	50	0	50	0	0	0
Pudukdiruppu ICC	76	0	76	56	0	56
Angunakopapelessa ICC	97	0	97	0	0	0
Citrus ICC	79	0	79	7	0	7
Kalawana ICC	80	0	80	0	0	0
Parathipuram ICC	65	0	65	2	0	2
Kadaikadu ICC	347	0	347	89	0	89
Murikandi ICC	128	0	128	59	0	59
Boossa Army camp ICC	157	0	157	18	0	18
STF Katukurunda ICC	118	0	118	0	0	0
Nilaweli ICC	83	0	83	16	0	16
Tec. Matala ICC	182	0	182	25	0	25
Polgolla treat. centre	196	0	196	39	0	39
Kaluthara treat. centre	142	0	142	0	0	0
Pallekele treat. centre	67	0	67	6	0	6
DGH Vavuniya	14	0	14	0	0	0
ICC Kiliveddi	23	0	23	0	0	0
ICC Galkiriyagama	109	0	109	0	0	0
ICC Urubokka	20	0	20	6	0	6
ICC Wahamalgalollewa	135	0	135	28	0	28
ICC Morawaka	41	0	41	8	0	8