



Epidemiology Unit Ministry of Health

231, De Saram Place, Colombo 10, Sri Lanka

Tele: (+94 11) 2695112, 2681548, 4740490, 4740491, 4740492 Fax: (+94 11) 2696583 E-mail: chepid@slt.net.lk, epidunit@slt.net.lk Web: www.epid.gov.lk

Coronavirus disease 2019 (COVID-19) - Situation Report – 05.05.2021– 10 a.m.

An outbreak of pneumonia of unknown reason was first reported on 31st December 2019 from Wuhan City in Hubei Province of China. On 7th Jan 2020, it was diagnosed as “Novel Corona Virus”. On 30/01, WHO has declared it as a Public Health Emergency of International Concern (PHEIC). On 11/02/2020 the WHO renamed the disease as COVID-19 and on 11/03/2020 declared as pandemic. The incubation period is reported as 2-14 days.

Patients identified in last 24H	
Total Confirmed	1914
Returnees (+ close contacts) from other countries	Sri Lankans 44 Foreigners 10
Kandakadu Rehab. Center detainees and their contacts	0
Hospital samples (admitted with clinical signs/symptoms)	0
New Year Cluster	1845
Prison cluster	15

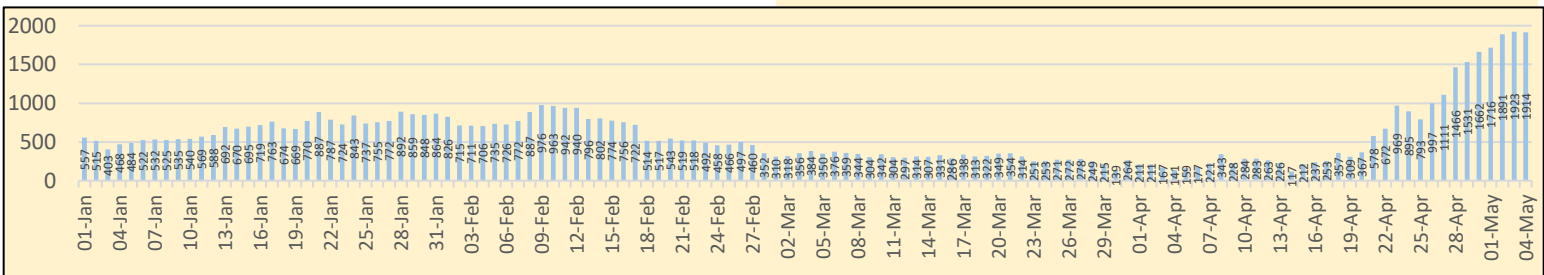
Details of COVID 19 diagnosed patients – Last 24H				
Number inward as at yesterday-10 am	COVID 19 Positive - last 24H	Discharged from the hospital - last 24H	Number of deaths - last 24H	Number inward as at today-10 am
13814	1914	922	11	14795

Local Situation

Total Number Confirmed		115590
Imported Cases (Returnees from other countries)	Foreigners	309
	Sri Lankans	3680
Local Cases	Navy & their close contacts	950
	Kandakadu cluster & their close contacts	651
	Minuwangoda Cluster	3059
	Fish Market\ Harbour Cluster	82785
	Prison cluster	4865
	New Year Cluster	18978
	Others	313

Total Number Confirmed	115590
Total Number Recovered	100075
Total Number of Deaths	720
Confirmed and hospitalized - today 10 am	14795

Suspected and hospitalized - today 10 am	1343
---	-------------





COVID-19 Vaccination	1 st Dose	2 nd Dose
Covishield Vaccine	925242	139286
Sinopharm Vaccine (Chinese Nationals)	2865	2435

Country	Cumulative Cases per 1 million population	COVID-19 deaths per 1 million population
Sri Lanka	5302	32
India	14172	156
Singapore	10457	5
Australia	1169	36
South East Asian Region	11218	139

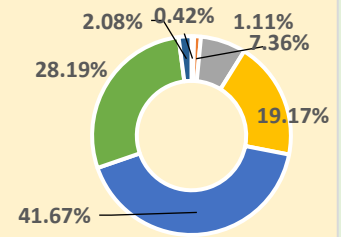
HEALTH DISTRICT	Count
COLOMBO	34848
GAMPAHA	21540
PUTTALAM	1811
KALUTARA	8636
ANURADHAPURA	840
KANDY	4910
KURUNEGALA	5020
POLONNARUWA	353
JAFFNA	1469
RATNAPURA	3365
KEGALLE	1830
MONERAGALA	1109
KALMUNAI	1315
MATALE	1804
GALLE	3225
AMPARA	411
BADULLA	1753
MATARA	2160
BATTICOLOA	643
HAMBANTOTA	1001
VAVUNIA	481
TRINCOMALEE	826
NUWARAELIYA	1841
KILINOCHCHI	165
MANNAR	316
MULLATIVU	75

Note: Considered only the individuals who contracted the disease from the districts

COVID 19 Deaths	720
	455
	265

Age distribution of deaths

- < 15
- 16 - 30
- 31 - 45
- 46 - 60
- 61 - 75
- 76 - 90
- >90



Number of COVID -19 suspected patients -1343						
Hospital	Total suspected up to			Today 10am		
	SL	Forei.	Total	SL	Forei.	Total
NIID	1390	76	1466	12	0	12
NHSL	43465	16	43481	71	0	71
TH Ragama	4647	5	4652	96	0	96
TH Karapitiya	1466	27	1493	52	0	52
TH A'pura	2973	2	2975	20	0	20
TH Kurun.	2583	1	2584	54	0	54
TH Jaffna	599	2	601	3	0	3
NH Kandy	2253	6	2259	40	0	40
TH Batti.	761	0	761	30	0	30
DGH Gampaha	1431	4	1435	26	0	26
DGH Negombo	2669	15	2684	40	0	40
TH Rathn.	1259	0	1259	21	0	21
PGH Badulla	734	2	736	34	0	34
LRH	514	0	514	5	0	5
DMH	2761	1	2762	7	0	7
DGH Polon'wa	2640	6	2646	11	0	11
TH Kalubowila	2415	5	2420	34	0	34
Castle St TH	834	0	834	0	0	0
BH Hambanthota	385	2	387	0	0	0
BH Mona'gala	802	0	802	14	0	14
BH Welikanda	69	1	70	0	0	0
DGH Kaluthara	1797	2	1799	34	0	34
Chest H. Welisara	2693	2	2695	40	0	40
Colombo East Base	338	0	338	8	0	8
G.H. Chilaw	7961	1	7962	16	0	16
G.H. Matara	241	2	243	0	0	0
KDU Hospital	17495	0	17495	207	0	207
G.H. Vavunia	380	0	380	0	0	0
B.H. Marawila	801	1	802	6	0	6
S.J.Pura TH	24536	2	24538	410	0	410
BH Theldeniya	171	0	171	7	0	7
BH Tangalle	133	1	134	3	0	3
NIMH	1214	0	1214	42	0	42
Total	Incorrect to total as transfers counts in both the institutions			1343	0	1343

Source: Epidemiology Unit, Disease Surveillance System

	Inward Today 10am			Discharged during last		
	SL	Forei	Total	SL	Forei	Total
NIID	161	0	161	9	0	9
BH Welikanda	95	0	95	12	0	12
Iranawila Hospital	90	0	90	2	0	2
BH Minuwangoda	53	0	53	1	0	1
Colombo East Base Hospital	103	0	103	10	0	10
TH Anuradhapura	100	0	100	24	0	24
Neville F' do hospital	327	0	327	45	0	45
DGH Hambanthota	205	0	205	0	0	0
DH Rambukkana	74	0	74	4	0	4
Kamburugamuwa	243	0	243	31	0	31
Kathankudy Hospital	50	0	50	7	0	7
BH Theldeniya	121	0	121	8	0	8
BH Homagama	179	0	179	13	0	13
BH Galgamuwa	0	0	0	0	0	0
DH Abanpola	45	0	45	5	0	5
DH Lunawa	73	0	73	43	0	43
DH Ingiriya	34	0	34	5	0	5
DH Kosgama	68	0	68	6	0	6
DH Dankotuwa	64	0	64	5	0	5
DH Divulapitiya	92	0	92	5	0	5
DH Laggala Pallegama	126	0	126	13	0	13
DH Dompe	33	0	33	0	0	0
DH Pimbura	66	0	66	0	0	0
DH Karadiyanaru	109	0	109	4	0	4
DH Radawana	30	0	30	10	0	10
Ichchilampattu Hospital	74	0	74	0	0	0
DH Padiyathalawa	70	0	70	1	0	1
NHRD (Welisara)	0	0	0	0	0	0
DH Palamune	66	0	66	23	0	23
DH Undugoda	122	0	122	5	0	5
DH Narammala	61	0	61	7	0	7
DH Iththevana	29	0	29	2	0	2
DH Mathugama	63	0	63	4	0	4
DH Bandaragama	31	0	31	6	0	6
DH Nochchiyagama	40	0	40	1	0	1
DH Nawagamuwa	40	0	40	0	0	0
DH Bandarawela	58	0	58	0	0	0
DH Haguranketha	34	0	34	8	0	8
DH Beligala	54	0	54	14	0	14
DH Katugathota	51	0	51	0	0	0
Army Hospital Panagoda	34	0	34	0	0	0
SLAF BH Katunayake	48	0	48	0	0	0
NIMH	17	0	17	0	0	0
Galuwapokuna Treat. Centre	97	0	97	0	0	0
Kandakadu treatment Centre	0	0	0	0	0	0
Gallela treatment Centre	253	0	253	0	0	0
Punani treatment Centre	750	0	750	132	0	132
Embilipitiya treatment Centre	159	0	159	44	0	44
Kahagolla treat. Centre	204	0	204	28	0	28
Samanalawewa treatment Centre	0	0	0	0	0	0
Rehabilitation Centre Ampara	205	0	205	19	0	19
Kahawatta treat. Centre	0	0	0	0	0	0
Wathupitiwela Treat. Centre	112	0	112	10	0	10
Bingiriya treat. Centre	470	0	470	96	0	96
Rambukkana treat. Centre	244	0	244	69	0	69
Poigolla treatment Centre	0	0	0	0	0	0
Yakkala treatment Centre	99	0	99	13	0	13
Kopal treatment Centre	298	0	298	36	0	36
Police training school Kalutara	0	0	0	0	0	0
Karadeniya treatment Centre	132	0	132	11	0	11
Panideniya treat. Centre	316	0	316	22	0	22
Darga town treatment Centre	103	0	103	0	0	0
BH Warakapola	190	0	190	26	0	26
Krishnapuram Treatment Center - Kilinochchi	129	0	129	12	0	12
Dambaadeniya Treat. Centre	332	0	332	31	0	31
Hikkaduwa Treat. Centre	183	0	183	0	0	0
Weligama Treat. Centre	44	0	44	2	0	2
Giriulla Treat. Centre	392	0	392	12	0	12
Bidunwewa Treat. Centre	162	0	162	15	0	15
Koggala Beach Hotel	223	0	223	11	0	11
Hikkaduwa Super Corel-ICC	0	0	0	0	0	0
Habaraduwa treat. Centre	0	0	0	0	0	0
Hanathana treat. Centre	81	0	81	0	0	0
Kundasale treat. centre	52	0	52	0	0	0
Punani Brandix treat. Rx Centre	102	0	102	0	0	0