



## Epidemiology Unit Ministry of Health

231, De Saram Place, Colombo 10, Sri Lanka

Tel: (+94 11) 2695112, 2681548, 4740490, 4740491, 4740492 Fax: (+94 11) 2696583 E-mail: [chepid@slt.net.lk](mailto:chepid@slt.net.lk), [epidunit@slt.net.lk](mailto:epidunit@slt.net.lk) Web: [www.epid.gov.lk](http://www.epid.gov.lk)

### Coronavirus disease 2019 (COVID-19) - Situation Report – 04.08.2021– 10 a.m.

An outbreak of pneumonia of unknown reason was first reported on 31<sup>st</sup> December 2019 from Wuhan City in Hubei Province of China. On 7<sup>th</sup> Jan 2020, it was diagnosed as “Novel Corona Virus”. On 30/01, WHO has declared it as a Public Health Emergency of International Concern (PHEIC). On 11/02/2020 the WHO renamed the disease as COVID-19 and on 11/03/2020 declared as pandemic. The incubation period is reported as 2-14 days.

Patients identified in last 24H		
<b>Total Confirmed</b>		<b>2425</b>
Returnees (+ close contacts) from other countries	Sri Lankans	2
	Foreigners	0
New Year Cluster		2409
Prison cluster		14

Details of COVID 19 diagnosed patients – Last 24H				
Number inward as at yesterday-10 am	COVID 19 Positive – last 24H	Discharged from the hospital – last 24H	Number of deaths reported – last 24H	Number inward/waiting to admit as at today-10 am
<b>26428</b>	<b>2425</b>	<b>1754</b>	<b>74</b>	<b>27025</b>

#### Local Situation

<b>Total Number Confirmed</b>		<b>316194</b>
Imported Cases (Returnees from other countries)	Foreigners	328
	Sri Lankans	6340
Local Cases	Navy & their close contacts	950
	Kandakadu cluster & their close contacts	651
	Minuwangoda Cluster	3059
	Fish Market\ Harbour Cluster	82785
	Prison cluster	7865
	New Year Cluster	213903
	Others	313


<b>Total Number Confirmed</b>	<b>316194</b>
Total Number Recovered	284524
Total Number of Deaths	4645
Hospitalized/waiting to admit – today 10 am	27025


<b>Suspected and hospitalized – today 10 am</b>	<b>1332</b>
---	-------------

COVID-19 Vaccination	
<b>Covishield Vaccine</b>	<b>No</b>
1 <sup>st</sup> dose	<b>973732</b>
2 <sup>nd</sup> dose	<b>756646</b>
<b>Sinopharm Vaccine</b>	
1 <sup>st</sup> dose	<b>8429229</b>
2 <sup>nd</sup> dose	<b>1812744</b>
<b>Sputnik V</b>	
1 <sup>st</sup> dose	<b>159081</b>
2 <sup>nd</sup> dose	<b>14503</b>
<b>Pfizer</b>	
1 <sup>st</sup> dose	<b>201507</b>
2 <sup>nd</sup> dose	<b>198</b>
<b>Moderna</b>	<b>717736</b>

District	1 <sup>st</sup> wave	2 <sup>nd</sup> wave	3 <sup>rd</sup> wave	Total
Colombo	174	32123	41076	73373
Gampaha	51	18483	38909	57443
Kalutara	72	6986	27107	34165
Kandy	19	5710	9151	14880
Kurunagala	30	3191	12338	15559
Galle	4	2645	12476	15125
Ratnapura	9	3654	8720	12383
Matara	4	1544	6375	7923
Matale	5	1214	4664	5883
Nuwara Eliya	2	1259	6837	8098
Kegalle	10	1770	5107	6887
Jaffna	16	1441	4856	6313
Badulla	4	1358	6143	7505
Puttalam	39	1024	4600	5663
Anuradhapura	31	820	3417	4268
Hambantota	3	710	3169	3882
Trincomalee	4	651	2685	3340
Monaragala	6	545	3136	3687
Polonnaruwa	10	475	2373	2858
Ampara	9	498	1637	2144
Kalmunai	18	1296	1612	2926
Batticaloa	1	699	2536	3236
Vavuniya	2	623	1132	1757
Mullaitivu	0	278	855	1133
Kilinochchi	0	250	1270	1520
Mannar	0	379	1015	1394

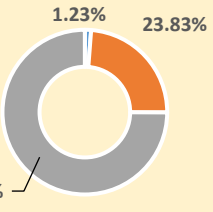
**COVID 19 Deaths** 4645

 2709

 1936

**Age distribution of deaths**

- < 30
- 30-59
- >=60



**Number of COVID -19 suspected patients -1332**

Hospital	Total suspected up to now			Today 10am		
	SL	Forei	Total	SL	Forei	Total
NIID	1547	76	1623	2	0	2
NHSL	55268	16	55284	108	0	108
TH Ragama	10314	5	10319	78	0	78
TH Karapitiya	10639	27	10666	42	0	42
TH A'pura	4974	2	4976	11	0	11
TH Kurun.	4702	1	4703	33	0	33
TH Jaffna	1324	2	1326	7	0	7
NH Kandy	3455	6	3461	13	0	13
TH Batti.	1691	0	1691	33	0	33
DGH Gampaha	5140	4	5144	32	0	32
DGH Negombo	4253	15	4268	36	0	36
TH Rathn.	3216	0	3216	100	0	100
PGH Badulla	2012	2	2014	48	0	48
LRH	1200	0	1200	123	0	123
DMH	3161	1	3162	38	0	38
DGH Polon'wa	4070	6	4076	7	0	7
TH Kalubowila	18288	5	18293	90	0	90
Castle St TH	3078	0	3078	30	0	30
BH Hambanthota	393	2	395	0	0	0
BH Mona'gala	1276	0	1276	37	0	37
BH Welikanda	69	1	70	0	0	0
DGH Kaluthara	7449	2	7451	15	0	15
Chest H. Welisara	3615	2	3617	0	0	0
Colombo East Base	469	0	469	2	0	2
G.H. Chilaw	9493	1	9494	26	0	26
G.H. Matara	241	2	243	0	0	0
KDU Hospital	23741	0	23741	100	0	100
G.H. Vavunia	1077	0	1077	0	0	0
B.H. Marawila	1235	1	1236	12	0	12
S.J.Pura TH	43039	2	43041	295	0	295
BH Theldeniya	191	0	191	8	0	8
BH Tangalle	368	1	369	0	0	0
NIMH	2024	0	2024	6	0	6
<b>Total</b>	<b>Incorrect to total as transfers</b>			<b>1332</b>	<b>0</b>	<b>1332</b>

Source: Epidemiology Unit, Disease Surveillance System

