



Epidemiology Unit Ministry of Health

231, De Saram Place, Colombo 10, Sri Lanka

Tele: (+94 11) 2695112, 2681548, 4740490, 4740491, 4740492 Fax: (+94 11) 2696583 E-mail: chepid@slt.net.lk, epidunit@slt.net.lk Web: www.epid.gov.lk

Coronavirus disease 2019 (COVID-19) - Situation Report – 04.04.2021– 10 a.m.

An outbreak of pneumonia of unknown reason was first reported on 31st December 2019 from Wuhan City in Hubei Province of China. On 7th Jan 2020, it was diagnosed as “Novel Corona Virus”. On 30/01, WHO has declared it as a Public Health Emergency of International Concern (PHEIC). On 11/02/2020 the WHO renamed the disease as COVID-19 and on 11/03/2020 declared as pandemic. The incubation period is reported as 2-14 days.

Patients identified in last 24H	
Total Confirmed	167
Returnees (+ close contacts) from other countries	Sri Lankans 32 Foreigners 0
Kandakadu Rehab. Center detainees and their contacts	0
Hospital samples (admitted with clinical signs/symptoms)	0
Sub clusters related to Peliyagoda cluster	128
Prison cluster	7

Details of COVID 19 diagnosed patients – Last 24H				
Number inward as at yesterday-10 am	COVID 19 Positive - last 24H	Discharged from the hospital - last 24H	Number of deaths - last 24H	Number inward as at today-10 am
2532	167	187	4	2508

Local Situation

Total Number Confirmed		93295
Imported Cases (Returnees from other countries)	Foreigners	213
	Sri Lankans	2743
Local Cases	Navy & their close contacts	950
	Kandakadu cluster & their close contacts	651
	Sub clusters related to Minuwangoda/Peliyagoda/ Prison cluster	88425
	Others	313

Total Number Confirmed	93295
Total Number Recovered	90208
Total Number of Deaths	579
Confirmed and hospitalized - today 10 am	2508

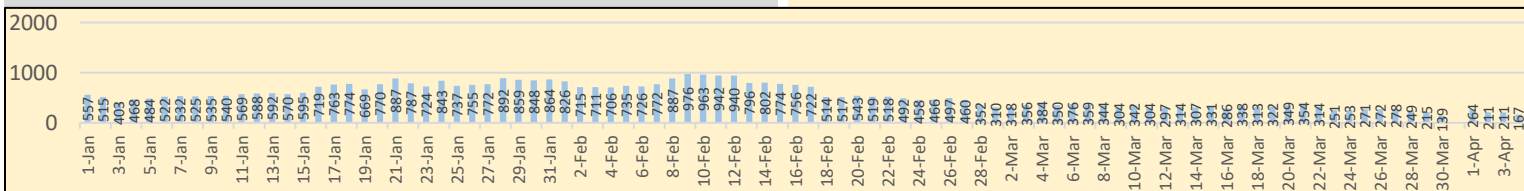
Suspected and hospitalized - today 10 am	359
---	------------



COVID-19 Total Vaccinated	924479
----------------------------------	---------------

Country	Cumulative Cases per 1 million population	COVID-19 deaths per 1 million population
Sri Lanka	4279	26
India	8675	117
Singapore	10305	5
Australia	1147	36
South East Asian Region	7233	108

HEALTH DISTRICT	Count
COLOMBO	29963
GAMPAHA	18451
PUTTALAM	1244
KALUTARA	6706
ANURADHAPURA	631
KANDY	4206
KURUNEGALA	2616
POLONNARUWA	239
JAFFNA	848
RATNAPURA	2903
KEGALLE	1706
MONERAGALA	621
KALMUNAI	1289
MATALE	1059
GALLE	2478
AMPARA	327
BADULLA	1552
MATARA	1806
BATTICOLOA	588
HAMBANTOTA	735
VAVUNIA	422
TRINCOMALEE	553
NUWARAELIYA	1366
KILINOCHCHI	132
MANNAR	287
MULLATIVU	54

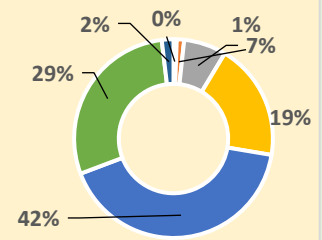
Note: Considered only the individuals who contracted the disease from the districts



COVID 19 Deaths	579
	362
	217

Age distribution of deaths

- < 15
- 16 - 30
- 31 - 45
- 46 - 60
- 61 - 75
- 76 - 90
- >90



Number of COVID -19 suspected patients - 359						
Hospital	Total suspected up to			Today 10am		
	SL	Forei.	Total	SL	Forei.	Total
NIID	1348	76	1424	5	0	5
NHSL	33340	16	33356	4	0	4
TH Ragama	3998	5	4003	5	0	5
TH Karapitiya	1139	27	1166	0	0	0
TH A'pura	2705	2	2707	3	0	3
TH Kurun.	2087	1	2088	7	0	7
TH Jaffna	525	2	527	1	0	1
NH Kandy	1893	6	1899	11	0	11
TH Batti.	660	0	660	1	0	1
DGH Gampaha	1168	4	1172	2	0	2
DGH Negombo	2480	15	2495	12	0	12
TH Rathn.	1115	0	1115	4	0	4
PGH Badulla	511	2	513	1	0	1
LRH	480	0	480	0	0	0
DMH	2636	1	2637	10	0	10
DGH Polon'wa	2112	6	2118	0	0	0
TH Kalubowila	2024	5	2029	6	0	6
Castle St TH	807	0	807	0	0	0
BH Hambanthota	385	2	387	0	0	0
BH Mona'gala	642	0	642	4	0	4
BH Welikanda	69	1	70	0	0	0
DGH Kaluthara	1508	2	1510	2	0	2
Chest H. Welisara	2245	2	2247	19	0	19
Colombo East Base	315	0	315	2	0	2
G.H. Chilaw	7106	1	7107	7	0	7
G.H. Matara	241	2	243	0	0	0
KDU Hospital	14186	0	14186	80	0	80
G.H. Vavunia	361	0	361	1	0	1
B.H. Marawila	702	1	703	7	0	7
S.J.Pura TH	18425	2	18427	131	0	131
BH Theldeniya	150	0	150	3	0	3
BH Tangalle	92	1	93	0	0	0
NIMH	1015	0	1015	31	0	31
Total	Incorrect to total as transfers counts in both the institutions			359	0	359

Source: Epidemiology Unit, Disease Surveillance System

Hospital	Inward Today 10am			Discharged during last		
	SL	Forei	Total	SL	Foreig	Total
NIID	73	0	73	10	0	10
BH Welikanda	36	0	36	3	0	3
Iranawila Hospital	9	0	9	7	0	7
BH Minuwangoda	11	0	11	0	0	0
Colombo East Base Hospital	43	0	43	5	0	5
TH Anuradhapura	50	0	50	1	0	1
Neville P'do hospital	86	0	86	1	0	1
DGH Hambanthota	70	0	70	0	0	0
DH Rambukkana	0	0	0	0	0	0
Kamburugamuwa	14	0	14	2	0	2
Kathankudy Hospital	9	0	9	0	0	0
BH Theldeniya	19	0	19	1	0	1
BH Homagama	80	0	80	5	0	5
BH Galgamuwa	0	0	0	0	0	0
DH Abanpola	12	0	12	2	0	2
DH Lunawa	26	0	26	16	0	16
DH Ingiriya	10	0	10	0	0	0
DH Kosgama	13	0	13	0	0	0
DH Dankotuwa	11	0	11	3	0	3
DH Divulapitiya	41	0	41	8	0	8
DH Laggala Pallegama	55	0	55	16	0	16
DH Dompe	15	0	15	2	0	2
DH Pimbura	25	0	25	0	0	0
DH Karadiyanaru	28	0	28	1	0	1
DH Radawana	24	0	24	2	0	2
Ichchilampattu Hospital	20	0	20	5	0	5
DH Padiyathalawa	0	0	0	0	0	0
NHRD (Welisara)	1	0	1	0	0	0
DH Palamune	4	0	4	3	0	3
DH Undugoda	0	0	0	0	0	0
DH Narammala	19	0	19	1	0	1
DH Iththevana	0	0	0	0	0	0
DH Mathugama	3	0	3	0	0	0
DH Bandaragama	13	0	13	0	0	0
DH Nochchiyagama	8	0	8	12	0	12
DH Nawagamuwa	1	0	1	0	0	0
DH Bandarawela	0	0	0	0	0	0
DH Haguranketha	10	0	10	0	0	0
Army Hospital Panagoda	3	0	3	1	0	1
SLAF BH Katunayake	2	0	2	0	0	0
NIMH	2	0	2	0	0	0
Kandakadu treatment Centre	0	0	0	0	0	0
Gallela treatment Centre	0	0	0	0	0	0
Punani treatment Centre	0	0	0	0	0	0
Embilipitiya treatment Centre	67	0	67	25	0	25
Kahagolla treat. Centre	56	0	56	0	0	0
Samanalawewa treatment Centre	0	0	0	0	0	0
Rehabilitation Centre Ampara	20	0	20	0	0	0
Kahawatta treat. Centre	0	0	0	0	0	0
Wathupitiwela Treat. Centre	29	0	29	5	0	5
Bingiriya treat. Centre	90	0	90	0	0	0
Rambukkana treat. Centre	11	0	11	0	0	0
Polgolla treatment Centre	42	0	42	4	0	4
Yakkala treatment Centre	36	0	36	0	0	0
Kopai treatment Centre	252	0	252	19	0	19
Police training school Kalutara	0	0	0	0	0	0
Karandeniya treatment Centre	0	0	0	0	0	0
Panideniya treat. Centre	28	0	28	2	0	2
Darga town treatment Centre	10	0	10	9	0	9
BH Warakapola	70	0	70	11	0	11
Krishnapuram Treatment Center - Kilinochchi	134	0	134	0	0	0
Damba'eniya Treat. Centre	14	0	14	5	0	5
Hikkaduwa Treat. Centre	51	0	51	0	0	0
Weligama Treat. Centre	20	0	20	0	0	0
Giriulla Treat. Centre	77	0	77	0	0	0
Bidunwewa Treat. Centre	34	0	34	0	0	0
Koggala Beach Hotel	28	0	28	0	0	0
Hikkaduwa Super Corel-ICC	0	0	0	0	0	0
Habaraduwa treat. Centre	0	0	0	0	0	0