



Epidemiology Unit

Ministry of Health

231, De Saram Place, Colombo 10, Sri Lanka

Tele: (+94 11) 2695112, 2681548, 4740490, 4740491, 4740492 Fax: (+94 11) 2696583 E-mail: chepid@slt.net.lk, epidunit@slt.net.lk Web: www.epid.gov.lk



Coronavirus disease 2019 (COVID-19) - Situation Report – 2.8.2022 – 10 a.m

An outbreak of pneumonia of unknown reason was first reported on 31st December 2019 from Wuhan City in Hubei Province of China. On 7th Jan 2020, it was diagnosed as “Novel Corona Virus”. On 30/01, WHO has declared it as a Public Health Emergency of International Concern (PHEIC). On 11/02/2020 the WHO renamed the disease as COVID-19 and on 11/03/2020 declared as pandemic. The incubation period is reported as 2-14 days.

New Cases reported for the last 24 Hrs **108**

Number inward/waiting to admit/home based as at yesterday- 10 am	COVID 19 Positive – last 24H	Discharged from the hospital /home– last 24H	Number of deaths reported – last 24H	Number inward/waiting to admit/home-based as at today-10 am
1029	108	4	3	1130

Local Situation

Total Number Confirmed		665847
Imported Cases (Returnees from other countries)	Foreigners	328
	Sri Lankans	7242
Local Cases	Navy & their close contacts	950
	Kandakadu cluster & their close contacts	651
	Minuwangoda Cluster	3059
	Fish Market\ Harbour Cluster	82785
	Prison cluster	9154
	New Year Cluster	483090
	From January 1 st 2022 to date	78275
	Others	313



Total Number Confirmed	665847
Total Number Recovered	648158
Total Number of Deaths	16559
Hospitalized/waiting to admit/ home-based – today 10 am	1130
Suspected – today 10 am	33

COVID-19 Vaccination

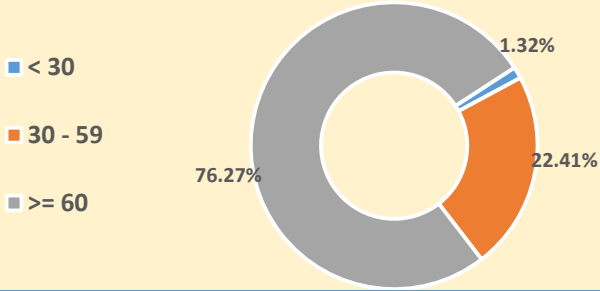
AstraZeneca Vaccine	
1st dose	1,479,631
2nd dose	1,418,593
Sinopharm Vaccine	
1st dose	12,049,595
2nd dose	11,184,134
Sputnik V	
1st dose	159,110
2nd dose	155,812
Pfizer	
1st dose	2,612,080
2nd dose	1,009,136
1st Booster dose	8,005,770
2nd Booster dose	18,931
Moderna	
1st dose	804,801
2nd dose	787,361

**COVID-19 - PCR Positives

District	1 st wave	2 nd wave	3 rd wave	Total
Colombo	174	32123	108611	140908
Gampaha	51	18483	96256	114790
Kalutara	72	6986	51343	58401
Kandy	19	5710	16499	22228
Kurunagala	30	3191	28300	31521
Galle	4	2645	43066	45715
Ratnapura	9	3654	20054	23717
Matara	4	1544	21653	23201
Matale	5	1214	14314	15533
Nuwara Eliya	2	1259	11066	12327
Kegalle	10	1770	11632	13412
Jaffna	16	1441	10878	12335
Badulla	4	1358	13276	14638
Puttalam	39	1024	14129	15192
Anuradhapura	31	820	14217	15068
Hambantota	3	710	19382	20095
Trincomalee	4	651	3724	4379
Monaragala	6	545	14675	15226
Polonnaruwa	10	475	4765	5250
Ampara	9	498	13566	14073
Kalmunai	18	1296	3911	5225
Batticaloa	1	699	9173	9873
Vavuniya	2	623	3039	3664
Mullaitivu	0	278	1987	2265
Kilinochchi	0	250	9773	10023
Mannar	0	379	2147	2526

COVID 19 Deaths	16559
	9346
	7213

Age Distribution of Deaths



Number of COVID -19 suspected patients reported for the last 24 hours 33

Hospital	Today 10am		
	SL	Forei.	Total
NIID	2	0	2
NHSL	5	0	5
TH Ragama	3	0	3
TH Karapitiya	12	0	12
TH A'pura	0	0	0
TH Kurun.	0	0	0
TH Jaffna	0	0	0
NH Kandy	0	0	0
TH Batti.	0	0	0
DGH Gampaha	5	0	5
DGH Negombo	0	0	0
TH Rathn.	0	0	0
PGH Badulla	0	0	0
LRH	0	0	0
DMH	0	0	0
DGH Polon'wa	0	0	0
TH Kalubowila	0	0	0
Castle St TH	0	0	0
BH Hambanthota	0	0	0
BH Mona'gala	0	0	0
BH Welikanda	0	0	0
DGH Kaluthara	5	0	5
Chest H. Welisara	0	0	0
Colombo East Base Hospital	0	0	0
G.H. Chilaw	0	0	0
G.H. Matara	0	0	0
KDU Hospital	0	0	0
G.H. Vavunia	0	0	0
B.H. Marawila	1	0	1
S.J.Pura TH	0	0	0
BH Theldeniya	0	0	0
BH Tangalle	0	0	0
NIMH	0	0	0
Total	33	0	33

