



Epidemiology Unit

Ministry of Health

231, De Saram Place, Colombo 10, Sri Lanka

Tele: (+94 11) 2695112, 2681548, 4740490, 4740491, 4740492 Fax: (+94 11) 2696583 E-mail: chepid@slt.net.lk, epidunit@slt.net.lk Web: www.epid.gov.lk

Coronavirus disease 2019 (COVID-19) - Situation Report – 2.5.2022 – 10 a.m

An outbreak of pneumonia of unknown reason was first reported on 31st December 2019 from Wuhan City in Hubei Province of China. On 7th Jan 2020, it was diagnosed as “Novel Corona Virus”. On 30/01, WHO has declared it as a Public Health Emergency of International Concern (PHEIC). On 11/02/2020 the WHO renamed the disease as COVID-19 and on 11/03/2020 declared as pandemic. The incubation period is reported as 2-14 days.

New Cases reported for the last 24 Hrs	11
---	-----------



Number inward/waiting to admit/home based as at yesterday- 10 am	COVID 19 Positive – last 24H	Discharged from the hospital /home– last 24H	Number of deaths reported – last 24H	Number inward/waiting to admit/home-based as at today-10 am
732	11	3	1	739

Local Situation

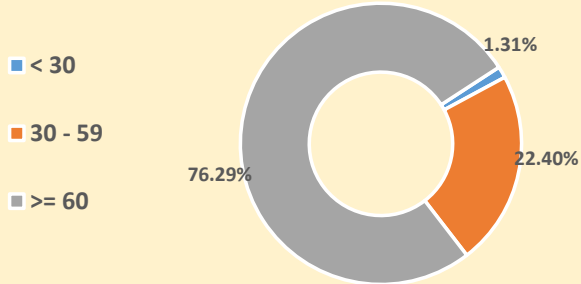
Total Number Confirmed	663373
Imported Cases <i>(Returnees from other countries)</i>	
Foreigners	328
Sri Lankans	7242
Local Cases	
Navy & their close contacts	950
Kandakadu cluster & their close contacts	651
Minuwangoda Cluster	3059
Fish Market\ Harbour Cluster	82785
Prison cluster	9154
New Year Cluster	483090
From January 1 st 2022 to date	75801
Others	313

Total Number Confirmed	663373
Total Number Recovered	646129
Total Number of Deaths	16505
Hospitalized/waiting to admit/ home-based – today 10 am	739
Suspected – today 10 am	212

COVID-19 Vaccination				
AstraZeneca Vaccine				
	1st dose			1,479,631
	2nd dose			1,418,593
Sinopharm Vaccine				
	1st dose			12,048,690
	2nd dose			11,178,898
Sputnik V				
	1st dose			159,110
	2nd dose			155,812
Pfizer				
	1st dose			2,571,672
	2nd dose			915,635
	Booster dose			7,966,599
Moderna				
	1st dose			804,801
	2nd dose			787,361
**COVID-19 - PCR Positives				
District	1 st wave	2 nd wave	3 rd wave	Total
Colombo	174	32123	106963	139260
Gampaha	51	18483	95886	114420
Kalutara	72	6986	51186	58244
Kandy	19	5710	16466	22195
Kurunagala	30	3191	28277	31498
Galle	4	2645	42991	45640
Ratnapura	9	3654	20035	23698
Matara	4	1544	21627	23175
Matale	5	1214	14310	15529
Nuwara Eliya	2	1259	11059	12320
Kegalle	10	1770	11621	13401
Jaffna	16	1441	10872	12329
Badulla	4	1358	13270	14632
Puttalam	39	1024	14107	15170
Anuradhapura	31	820	14204	15055
Hambantota	3	710	19369	20082
Trincomalee	4	651	3722	4377
Monaragala	6	545	14670	15221
Polonnaruwa	10	475	4763	5248
Ampara	9	498	13565	14072
Kalmunai	18	1296	3910	5224
Batticaloa	1	699	9169	9869
Vavuniya	2	623	3039	3664
Mullaitivu	0	278	1987	2265
Kilinochchi	0	250	9761	10011
Mannar	0	379	2147	2526

COVID 19 Deaths	16505
	9317
	7188

Age Distribution of Deaths



Number of COVID -19 suspected patients reported for the last 24 hours 212

Hospital	Today 10am		
	SL	Forei.	Total
NIID	0	0	0
NHSL	36	0	36
TH Ragama	0	0	0
TH Karapitiya	17	0	17
TH A'pura	0	0	0
TH Kurun.	0	0	0
TH Jaffna	0	0	0
NH Kandy	0	0	0
TH Batti.	0	0	0
DGH Gampaha	16	0	16
DGH Negombo	12	0	12
TH Rathn.	0	0	0
PGH Badulla	0	0	0
LRH	3	0	3
DMH	0	0	0
DGH Polon'wa	8	0	8
TH Kalubowila	0	0	0
Castle St TH	13	0	13
BH Hambanthota	0	0	0
BH Mona'gala	0	0	0
BH Welikanda	0	0	0
DGH Kaluthara	0	0	0
Chest H. Welisara	0	0	0
Colombo East Base Hospital	0	0	0
G.H. Chilaw	8	0	8
G.H. Matara	0	0	0
KDU Hospital	0	0	0
G.H. Vavunia	0	0	0
B.H. Marawila	0	0	0
S.J.Pura TH	97	0	97
BH Theldeniya	0	0	0
BH Tangalle	0	0	0
NIMH	2	0	2
Total	212	0	212

