



Epidemiology Unit Ministry of Health

231, De Saram Place, Colombo 10, Sri Lanka

Tel: (+94 11) 2695112, 2681548, 4740490, 4740491, 4740492 Fax: (+94 11) 2696583 E-mail: chepid@slt.net.lk, epidunit@slt.net.lk Web: www.epid.gov.lk

Coronavirus disease 2019 (COVID-19) - Situation Report – 02.04.2021– 10 a.m.

An outbreak of pneumonia of unknown reason was first reported on 31st December 2019 from Wuhan City in Hubei Province of China. On 7th Jan 2020, it was diagnosed as “Novel Corona Virus”. On 30/01, WHO has declared it as a Public Health Emergency of International Concern (PHEIC). On 11/02/2020 the WHO renamed the disease as COVID-19 and on 11/03/2020 declared as pandemic. The incubation period is reported as 2-14 days.

Patients identified in last 24H	
Total Confirmed	211
Returnees (+ close contacts) from other countries	Sri Lankans 10 Foreigners 4
Kandakadu Rehab. Center detainees and their contacts	0
Hospital samples (admitted with clinical signs/symptoms)	0
Sub clusters related to Peliyagoda cluster	176
Prison cluster	21

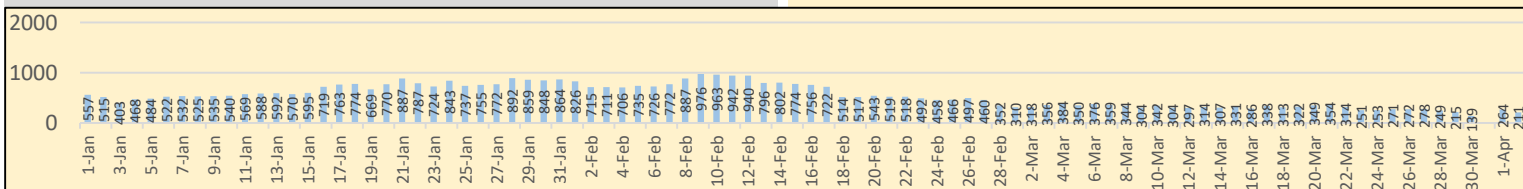
Details of COVID 19 diagnosed patients – Last 24H				
Number inward as at yesterday-10 am	COVID 19 Positive - last 24H	Discharged from the hospital - last 24H	Number of deaths - last 24H	Number inward as at today-10 am
2731	211	294	3	2645

Local Situation

Total Number Confirmed		92917
Imported Cases (Returnees from other countries)	Foreigners	212
	Sri Lankans	2684
Local Cases	Navy & their close contacts	950
	Kandakadu cluster & their close contacts	651
	Sub clusters related to Minuwangoda/Peliyagoda/ Prison cluster	88107
	Others	313

Total Number Confirmed	92917
Total Number Recovered	89701
Total Number of Deaths	571
Confirmed and hospitalized - today 10 am	2645

Suspected and hospitalized - today 10 am	326
---	------------





COVID-19 Total Vaccinated	923954
----------------------------------	---------------

Country	Cumulative Cases per 1 million population	COVID-19 deaths per 1 million population
Sri Lanka	4262	26
India	8675	117
Singapore	10305	5
Australia	1147	36
South East Asian Region	7233	108

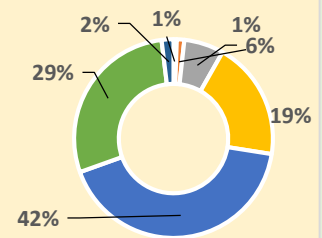
HEALTH DISTRICT	Count
COLOMBO	29867
GAMPAHA	18384
PUTTALAM	1238
KALUTARA	6677
ANURADHAPURA	625
KANDY	4200
KURUNEGALA	2606
POLONNARUWA	239
JAFFNA	818
RATNAPURA	2890
KEGALLE	1705
MONERAGALA	620
KALMUNAI	1289
MATALE	1058
GALLE	2477
AMPARA	325
BADULLA	1548
MATARA	1784
BATTICOLOA	588
HAMBANTOTA	728
VAVUNIA	419
TRINCOMALEE	548
NUWARAELIYA	1356
KILINOCHCHI	132
MANNAR	287
MULLATIVU	51

Note: Considered only the individuals who contracted the disease from the districts

COVID 19 Deaths	571
	357
	214

Age distribution of deaths

- < 15
- 16 - 30
- 31 - 45
- 46 - 60
- 61 - 75
- 76 - 90
- >90



Number of COVID -19 suspected patients - 326						
Hospital	Total suspected up to			Today 10am		
	SL	Forei.	Total	SL	Forei.	Total
NIID	1347	76	1423	6	0	6
NHSL	32494	16	32510	3	0	3
TH Ragama	3972	5	3977	15	0	15
TH Karapitiya	1134	27	1161	5	0	5
TH A'pura	2699	2	2701	8	0	8
TH Kurun.	2077	1	2078	2	0	2
TH Jaffna	524	2	526	2	0	2
NH Kandy	1881	6	1887	2	0	2
TH Batti.	658	0	658	1	0	1
DGH Gampaha	1166	4	1170	0	0	0
DGH Negombo	2479	15	2494	14	0	14
TH Rathn.	1105	0	1105	1	0	1
PGH Badulla	509	2	511	1	0	1
LRH	480	0	480	1	0	1
DMH	2624	1	2625	3	0	3
DGH Polon'wa	2099	6	2105	1	0	1
TH Kalubowila	2015	5	2020	6	0	6
Castle St TH	807	0	807	1	0	1
BH Hambanthota	385	2	387	0	0	0
BH Mona'gala	629	0	629	1	0	1
BH Welikanda	69	1	70	0	0	0
DGH Kaluthara	1506	2	1508	2	0	2
Chest H. Welisara	2227	2	2229	19	0	19
Colombo East Base	315	0	315	3	0	3
G.H. Chilaw	7063	1	7064	12	0	12
G.H. Matara	241	2	243	0	0	0
KDU Hospital	14022	0	14022	40	0	40
G.H. Vavunia	361	0	361	0	0	0
B.H. Marawila	696	1	697	4	0	4
S.J.Pura TH	18130	2	18132	136	0	136
BH Theldeniya	149	0	149	3	0	3
BH Tangalle	92	1	93	0	0	0
NIMH	1005	0	1005	34	0	34
Total	Incorrect to total as transfers counts in both the institutions			326	0	326

Source: Epidemiology Unit, Disease Surveillance System

	Inward Today 10am			Discharged during last		
	SL	Forei	Total	SL	Foreign	Total
NIID	81	0	81	13	0	13
BH Welikanda	39	0	39	8	0	8
Iranawila Hospital	15	0	15	1	0	1
BH Minuwangoda	13	0	13	0	0	0
Colombo East Base Hospital	47	0	47	5	0	5
TH Anuradhapura	48	0	48	6	0	6
Neville F'do hospital	86	0	86	17	0	17
DGH Hambanthota	63	0	63	1	0	1
DH Rambukkana	0	0	0	0	0	0
Kamburugamuwa	12	0	12	0	0	0
Kathankudy Hospital	9	0	9	0	0	0
BH Theldeniya	22	0	22	2	0	2
BH Homagama	77	0	77	2	0	2
BH Galgamuwa	0	0	0	0	0	0
DH Abanpola	14	0	14	2	0	2
DH Lunawa	24	0	24	7	0	7
DH Ingiriya	6	0	6	1	0	1
DH Kosgama	12	0	12	7	0	7
DH Dankotuwa	13	0	13	25	0	25
DH Divulapitiya	46	0	46	10	0	10
DH Laggala Pallegama	78	0	78	11	0	11
DH Dompe	19	0	19	6	0	6
DH Pimbura	31	0	31	0	0	0
DH Karadiyanaru	25	0	25	0	0	0
DH Radawana	21	0	21	6	0	6
Ichchilampattu Hospital	23	0	23	8	0	8
DH Padiyathalawa	0	0	0	0	0	0
NHRD (Welisara)	4	0	4	11	0	11
DH Palamune	7	0	7	0	0	0
DH Undugoda	0	0	0	0	0	0
DH Narammala	15	0	15	7	0	7
DH Iththevana	0	0	0	2	0	2
DH Mathugama	6	0	6	0	0	0
DH Bandaragama	12	0	12	1	0	1
DH Nochchiyagama	22	0	22	2	0	2
DH Nawagamuwa	1	0	1	1	0	1
DH Bandarawela	0	0	0	0	0	0
DH Haguranketha	10	0	10	0	0	0
Army Hospital Panagoda	4	0	4	0	0	0
SLAF BH Katunayake	1	0	1	1	0	1
NIMH	3	0	3	1	0	1
Kandakadu treatment Centre	0	0	0	0	0	0
Gallela treatment Centre	0	0	0	0	0	0
Punani treatment Centre	0	0	0	0	0	0
Embilipitiya treatment Centre	80	0	80	26	0	26
Kahagolla treat. Centre	56	0	56	3	0	3
Samanalawewa treatment Centre	0	0	0	0	0	0
Rehabilitation Centre Ampara	17	0	17	1	0	1
Kahawatta treat. Centre	0	0	0	0	0	0
Wathupitiwela Treat. Centre	34	0	34	1	0	1
Bingiriya treat. Centre	95	0	95	9	0	9
Rambukkana treat. Centre	2	0	2	0	0	0
Poigolla treatment Centre	45	0	45	5	0	5
Yakkala treatment Centre	41	0	41	15	0	15
Kopai treatment Centre	341	0	341	7	0	7
Police training school Kalutara	0	0	0	0	0	0
Karadeniya treatment Centre	0	0	0	0	0	0
Panideniya treat. Centre	20	0	20	0	0	0
Darga town treatment Centre	15	0	15	0	0	0
BH Warakapola	78	0	78	35	0	35
Krishnapuram Treatment Center - Kilinochchi	96	0	96	5	0	5
Dambadeniya Treat. Centre	22	0	22	0	0	0
Hikkaduwa Treat. Centre	48	0	48	0	0	0
Weligama Treat. Centre	7	0	7	0	0	0
Giriulla Treat. Centre	56	0	56	7	0	7
Bidunwewa Treat. Centre	34	0	34	7	0	7
Koggala Beach Hotel	21	0	21	9	0	9
Hikkaduwa Super Corel-ICC	0	0	0	0	0	0
Habaraduwa treat. Centre	0	0	0	0	0	0