



Epidemiology Unit

Ministry of Health & Indigenous Medical Services

231, De Saram Place, Colombo 10, Sri Lanka

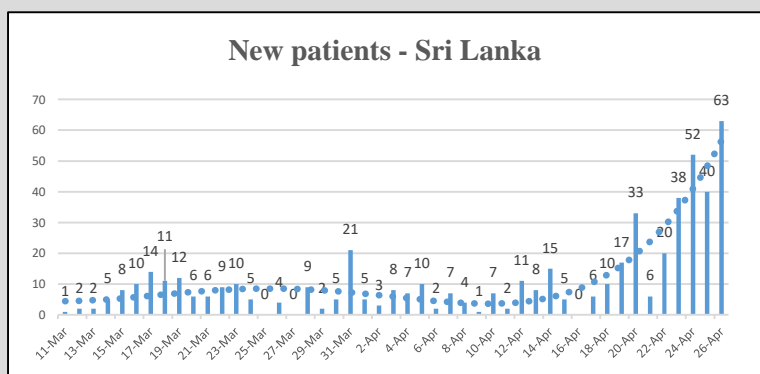
Tele: (+94 11) 2695112, 2681548, 4740490, 4740491, 4740492 Fax: (+94 11) 2696583 E-mail: chepid@slt.net.lk, epidunit@slt.net.lk Web: www.epid.gov.lk

Coronavirus disease 2019 (COVID-19) - Situation Report – 27.04.2020 – 10.00am

An outbreak of pneumonia of unknown reason was first reported on 31st December 2019 from Wuhan City in Hubei Province of China. On 7th Jan 2020, it was diagnosed as “Novel Corona Virus”. On 30/01, WHO has declared it as a Public Health Emergency of International Concern (PHEIC). On 11/02/2020 the WHO renamed the disease as COVID-19 and on 11/03/2020 declared as pandemic. The incubation period is reported as 2-14 days.

Local Situation

Total Number Confirmed	523*
Total Number Recovered	126
Total Number of Deaths	7
Confirmed and hospitalized - today 10am	390**
Suspected and hospitalized - today 10am	295#

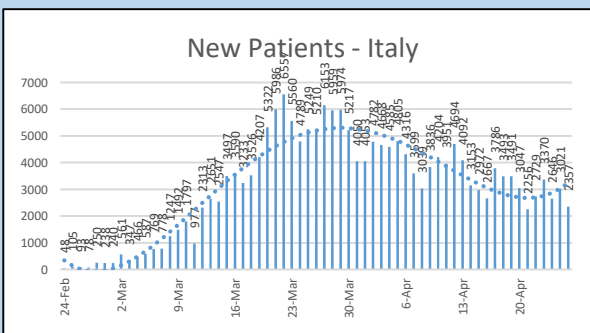
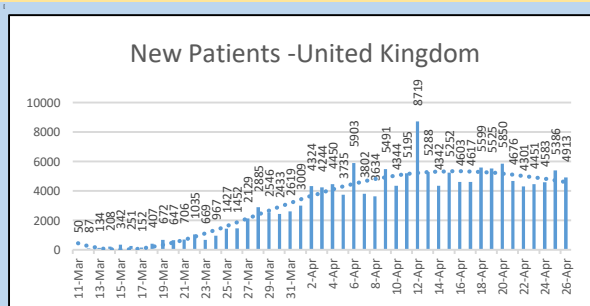
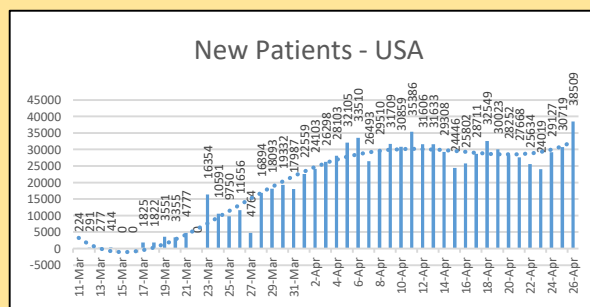
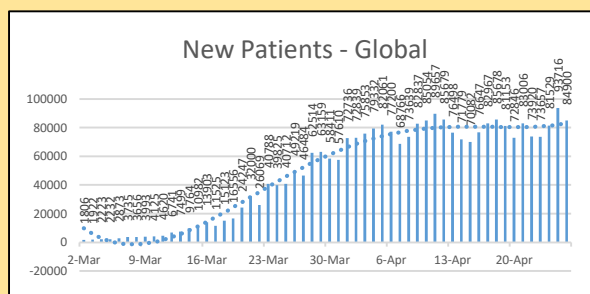


Details of COVID 19 diagnosed patients – Last 24H				
Number inward as at yesterday-10 am	COVID 19 Positive - last 24H	Recovered and discharged from the hospital - last 24H	Number of deaths - last 24H	Number inward as at today-10 am
333	63	6	0	390**

	Hospital distribution of COVID 19 diagnosed patients					
	Inward Today 10am			Discharged during last 24H		
	SL	Foreign	Total	SL	Foreign	Total
NIID	138	0	138	1	0	1
BH Welikanda	58	0	58	4	0	4
Colombo East Base Hospital	67	0	67	1	0	1
Iranawila Hospital	21	0	21	0	0	0
B.H. Kathankudi	55	0	55	0	0	0
BH Minuwangoda	6	0	6	0	0	0
Navy Hospital	45	0	45	0	0	0
Total	390	0	390**	6	0	6

Global Situation

- 2,804,796 – Laboratory_confirmed cases
 - 193,710 - deaths
 - Patients from 213 countries/territories
- Ref. WHO situation report - 26/04/2020



Number of COVID -19 suspected patients – 295#

Hospital	Total suspected up to now			Today 10am		
	SL	Forei.	Total	SL	Forei.	Total
NIID	712	74	786	10	0	10
NHSL	377	12	389	11	1	12
TH Ragama	602	4	606	27	0	27
TH Karapitiya	265	17	282	2	0	2
TH A'pura	338	2	340	21	0	21
TH Kurun.	329	1	330	43	0	43
TH Jaffna	76	2	78	0	0	0
NH Kandy	142	6	148	1	0	1
TH Batti.	97	0	97	4	0	4
DGH Gampaha	296	4	300	7	0	7
DGH Negombo	535	13	548	9	0	9
TH Rathn.	259	0	259	17	0	17
PGH Badulla	53	1	54	1	0	1
LRH	56	0	56	0	0	0
DMH	50	0	50	6	0	6
DGH Polon'wa	187	6	193	5	0	5
TH Kalubowila	166	2	168	4	0	4
Castle St TH	75	0	75	4	0	4
BH Ham'thota	187	1	188	7	0	7
BH Mona'gala	112	0	112	9	0	9
BH Welikanda	59	1	60	3	0	3
DGH Kaluthara	382	1	383	9	1	10
Chest H. Welisara	24	0	24	3	0	3
Colombo East Base Hospital	16	0	16	2	0	2
BH Homagama	280	4	284	19	0	19
Dr Neville F. Ho	53	0	53	4	0	4
G.H. Chilaw	507	0	507	4	0	4
G.H. Matara	69	2	71	5	0	5
KDU Hospital	96	0	96	4	0	4
G.H. Vavunia	91	0	91	3	0	3
B.H. Marawila	90	0	90	3	0	3
S.J.Pura TH	430	1	431	10	0	10
B.H. Beruwala	8	0	8	0	0	0
B.H. Kathankudi	3	0	3	3	0	3
B.H.Minuwangoda	4	0	4	4	0	4
Navy Hospital	29	0	29	29	0	29
Total	Incorrect to total as transfers counts in both the institutions			293	2	295#

Source : Epidemiology Unit, Disease Surveillance System

District Distribution of Confirmed Patients

HEALTH DISTRICT	Count
COLOMBO	155
KALUTARA	63
PUTTALAM	39
GAMPAHA	41
JAFFNA	16
KURUNEGALA	15
KANDY	11
ANURADHAPURA	10
RATNAPURA	7
KEGALLE	7
MONERAGALA	4
HAMBANTOTA	3
MATARA	2
KALMUNAI	2
BADULLA	2
VAVUNIA	2
GALLE	1
BATTICOLOA	1
MATALE	1
POLONNARUWA	1
TRINCOMALEE	1
NUWARAELIYA	0
KILINOCHCHI	0
MANNAR	0
MULLATIVU	0
AMPARA	0
QUARANTINE CENTERS	41
NAVAL BASE-WELISARA	72
FOREIGNERS	3
UNDER INVESTIGATION	23
Total	523*