



Epidemiology Unit

Ministry of Health & Indigenous Medical Services

231, De Saram Place, Colombo 10, Sri Lanka

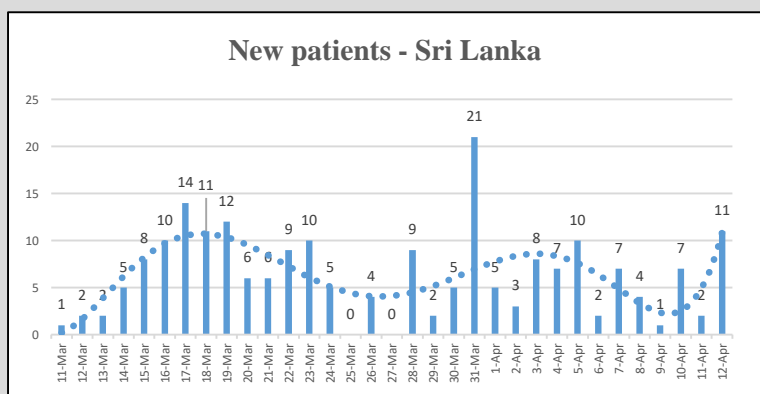
Tele: (+94 11) 2695112, 2681548, 4740490, 4740491, 4740492 Fax: (+94 11) 2696583 E-mail: chepid@slt.net.lk, epidunit@slt.net.lk Web: www.epid.gov.lk

Coronavirus disease 2019 (COVID-19) - Situation Report – 13.04.2020 – 10.00am

An outbreak of pneumonia of unknown reason was first reported on 31st December 2019 from Wuhan City in Hubei Province of China. On 7th Jan 2020, it was diagnosed as “Novel Corona Virus”. On 30/01, WHO has declared it as a Public Health Emergency of International Concern (PHEIC). On 11/02/2020 the WHO renamed the disease as COVID-19 and on 11/03/2020 declared as pandemic. The incubation period is reported as 2-14 days.

Local Situation

| | |
|--|--------------|
| Total Number Confirmed | 210* |
| Total Number Recovered | 56 |
| Total Number of Deaths | 7 |
| Confirmed and hospitalized - today 10am | 147** |
| Suspected and hospitalized - today 10am | 117# |

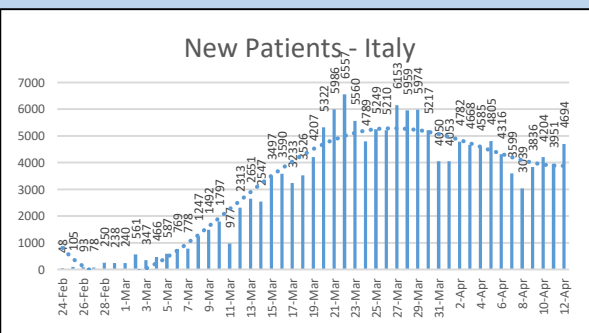
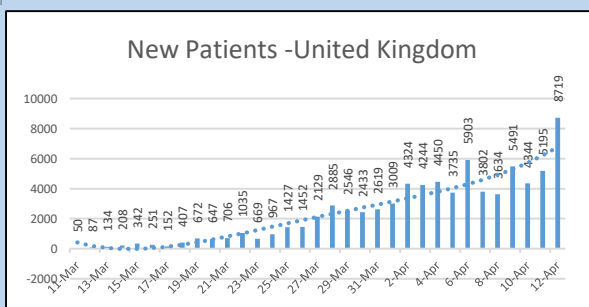
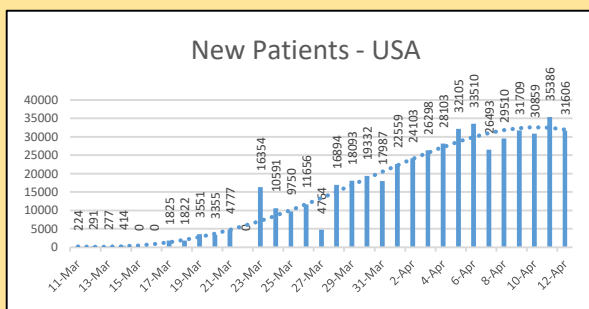
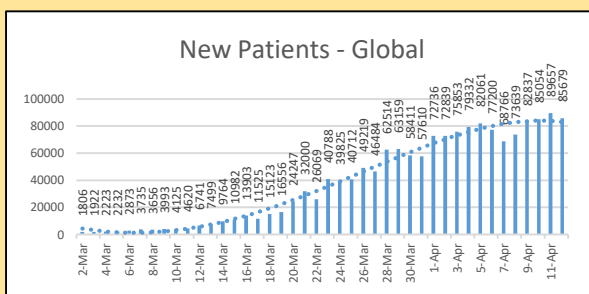


| Details of COVID 19 diagnosed patients – Last 24H | | | | |
|---|------------------------------|---|-----------------------------|---------------------------------|
| Number inward as at yesterday-10 am | COVID 19 Positive - last 24H | Recovered and discharged from the hospital - last 24H | Number of deaths - last 24H | Number inward as at today-10 am |
| 137 | 11 | 1 | 0 | 147** |

| | Hospital distribution of COVID 19 diagnosed patients | | | | | |
|---|--|----------|--------------|----------------------------|----------|----------|
| | Inward Today 10am | | | Discharged during last 24H | | |
| | SL | Foreign | Total | SL | Foreign | Total |
| NIID | 87 | 1 | 88 | 1 | 0 | 1 |
| BH Welikanda | 22 | 0 | 22 | 0 | 0 | 0 |
| Colombo East Base Hospital | 28 | 0 | 28 | 0 | 0 | 0 |
| Iranawila Hospital | 6 | 0 | 6 | 0 | 0 | 0 |
| In the process of sending to a treatment center | 3 | 0 | 3 | | | |
| Total | 146 | 1 | 147** | 1 | 0 | 1 |

Global Situation

- 1,696,588 – Laboratory_confirmed cases
 - 105,952 - deaths
 - Patients from 211 countries/territories
- Ref. WHO situation report - 12/04/2020



| Number of COVID -19 suspected patients – 117# | | | | | | |
|---|---|--------|-------|------------|----------|-------------|
| Hospital | Total suspected up to now | | | Today 10am | | |
| | SL | Forei. | Total | SL | Forei. | Total |
| NIID | 610 | 74 | 684 | 3 | 0 | 3 |
| NHSL | 243 | 10 | 253 | 3 | 0 | 3 |
| TH Ragama | 357 | 4 | 361 | 10 | 0 | 10 |
| TH Karapitiya | 222 | 17 | 239 | 2 | 0 | 2 |
| TH A'pura | 159 | 2 | 161 | 6 | 0 | 6 |
| TH Kurun. | 202 | 1 | 203 | 5 | 0 | 5 |
| TH Jaffna | 64 | 2 | 66 | 0 | 0 | 0 |
| NH Kandy | 102 | 6 | 108 | 0 | 0 | 0 |
| TH Battico. | 73 | 0 | 73 | 4 | 0 | 4 |
| DGH Gampaha | 228 | 4 | 232 | 3 | 0 | 3 |
| DGH Negombo | 343 | 13 | 356 | 4 | 0 | 4 |
| TH Rathn. | 169 | 0 | 169 | 8 | 0 | 8 |
| PGH Badulla | 40 | 1 | 41 | 1 | 0 | 1 |
| LRH | 39 | 0 | 39 | 0 | 0 | 0 |
| DMH | 23 | 0 | 23 | 2 | 0 | 2 |
| DGH Polon'wa | 133 | 6 | 139 | 0 | 0 | 0 |
| TH Kalubowila | 115 | 1 | 116 | 3 | 1 | 4 |
| Castle St TH | 22 | 0 | 22 | 1 | 0 | 1 |
| BH Ham'thota | 127 | 1 | 128 | 0 | 0 | 0 |
| BH Mona'gala | 58 | 0 | 58 | 1 | 0 | 1 |
| BH Welikanda | 52 | 1 | 53 | 19 | 0 | 19 |
| DGH Kaluthara | 269 | 0 | 269 | 9 | 0 | 9 |
| Chest H. Welisara | 13 | 0 | 13 | 2 | 0 | 2 |
| Colombo East Base Hospital | 16 | 0 | 16 | 2 | 0 | 2 |
| BH Homagama | 183 | 4 | 187 | 13 | 0 | 13 |
| Dr Neville F. Ho | 42 | 0 | 42 | 2 | 0 | 2 |
| G.H. Chilaw | 316 | 0 | 316 | 0 | 0 | 0 |
| G.H. Matara | 40 | 2 | 42 | 2 | 0 | 2 |
| KDU Hospital | 21 | 0 | 21 | 0 | 0 | 0 |
| G.H. Vavunia | 53 | 0 | 53 | 3 | 0 | 3 |
| B.H. Marawila | 44 | 0 | 44 | 0 | 0 | 0 |
| S.J.Pura TH | 240 | 0 | 240 | 8 | 0 | 8 |
| B.H. Beruwala | 1 | 0 | 1 | 0 | 0 | 0 |
| Total | Incorrect to total as transfers counts in both the institutions | | | 116 | 1 | 117# |

Source : Epidemiology Unit, Disease Surveillance System

| District Distribution of Confirmed Patients | |
|---|-------------|
| DISTRICT | Count |
| COLOMBO | 45 |
| KALUTARA | 37 |
| PUTTALAM | 34 |
| GAMPAHA | 24 |
| KANDY | 7 |
| JAFFNA | 7 |
| RATNAPURA | 5 |
| KURUNEGALA | 2 |
| MATARA | 2 |
| KALMUNAI | 2 |
| KEGALLE | 2 |
| GALLE | 1 |
| BATTICOLOA | 1 |
| BADULLA | 1 |
| MATALE | 0 |
| NUWARAELIYA | 0 |
| HAMBANTOTA | 0 |
| KILINCHCHI | 0 |
| MANNAR | 0 |
| VAVUNIA | 0 |
| MULLATIVU | 0 |
| AMPARA | 0 |
| TRINCOMALEE | 0 |
| ANURADHAPURA | 0 |
| POLONNARUWA | 0 |
| MONERAGALA | 0 |
| QUARANTINE CENTERS | 37 |
| FOREIGNERS | 3 |
| Total | 210* |