



Epidemiology Unit

Ministry of Health & Indigenous Medical Services

231, De Saram Place, Colombo 10, Sri Lanka

Tele: (+94 11) 2695112, 2681548, 4740490, 4740491, 4740492 Fax: (+94 11) 2696583 E-mail: chepid@stnet.lk, epidunit@stnet.lk Web: www.epid.gov.lk

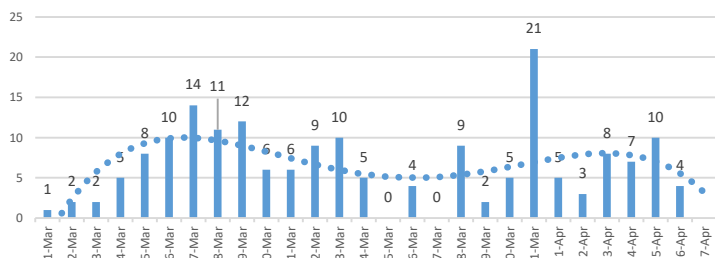
Coronavirus disease 2019 (COVID-19) - Situation Report – 07.04.2020 – 10.00am

An outbreak of pneumonia of unknown reason was first reported on 31st December 2019 from Wuhan City in Hubei Province of China. On 7th Jan 2020, it was diagnosed as “Novel Corona Virus”. On 30/01, WHO has declared it as a Public Health Emergency of International Concern (PHEIC). On 11/02/2020 the WHO renamed the disease as COVID-19 and on 11/03/2020 declared as pandemic. The incubation period is reported as 2-14 days.

Local Situation

Total Number Confirmed	180*
Total Number Recovered	42
Total Number of Deaths	6
Confirmed and hospitalized - today 10am	132**
Suspected and hospitalized - today 10am	255#

New patients - Sri Lanka



Details of COVID 19 diagnosed patients – Last 24H

Number inward as at yesterday-10 am	COVID 19 Positive - last 24H	Recovered and discharged from the hospital - last 24H	Number of deaths - last 24H	Number inward as at today-10 am
137	4	8	1	132**

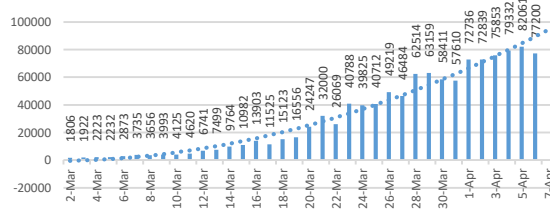
Hospital distribution of COVID 19 diagnosed patients

	Inward Today 10am			Discharged during last 24H		
	SL	Foreign	Total	SL	Foreign	Total
NIID	94	1	95	4	0	4
BH Welikanda	10	0	10	4	0	4
Colombo East Base Hospital	27	0	27	0	0	0
Total	131	1	132**	8	0	8

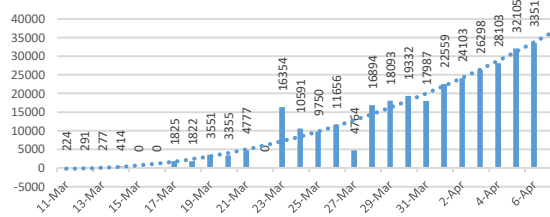
Global Situation

- 1,210,956 – Laboratory_confirmed cases
 - 67,594 - deaths
 - Patients from 208 countries/territories
- Ref. WHO situation report - 06/04/2020

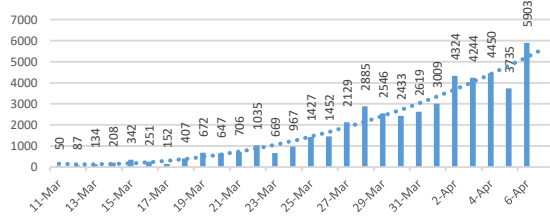
New Patients - Global



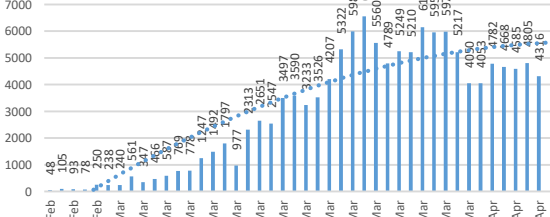
New Patients - USA



New Patients -United Kingdom



New Patients - Italy



Number of COVID -19 suspected patients – 255

Hospital	Total suspected up to now			Today 10am		
	SL	Forei.	Total	SL	Forei.	Total
NIID	576	74	650	14	0	14
NHSL	211	7	218	7	0	7
TH Ragama	254	4	258	20	0	20
TH Karapitiya	196	17	213	3	0	3
TH A'pura	121	2	123	2	0	2
TH Kurun.	170	1	171	6	0	6
TH Jaffna	56	1	57	2	0	2
NH Kandy	91	6	97	6	0	6
TH Battico.	50	0	50	1	0	1
DGH Gampaha	203	4	207	24	0	24
DGH Negombo	273	13	286	24	0	24
TH Rathn.	115	0	115	3	0	3
PGH Badulla	34	1	35	0	0	0
LRH	35	0	35	1	0	1
DMH	19	0	19	2	0	2
DGH Polon'wa	119	6	125	7	0	7
TH Kalubowila	57	0	57	7	0	7
Castle St TH	18	0	18	4	0	4
BH Ham'thota	109	1	110	7	0	7
BH Mona'gala	45	0	45	6	0	6
BH Welikanda	50	1	51	19	0	19
DGH Kaluthara	196	0	196	17	0	17
Chest H. Welisara	11	0	11	1	0	1
Colombo East Base Hospital	15	0	15	3	0	3
BH Homagama	143	3	146	42	1	43
Dr Neville F. Ho	29	0	29	1	0	1
G.H. Chilaw	245	0	245	8	0	8
G.H. Matara	24	1	25	4	0	4
KDU Hospital	15	0	15	5	0	5
G.H. Vavunia	32	0	32	1	0	1
B.H. Marawila	11	0	11	1	0	1
S.J.Pura TH	152	0	152	6	0	6
Total	Incorrect to total as transfers counts in both the institutions			254	1	255#

Source : Epidemiology Unit, Disease Surveillance System

District Distribution of Confirmed Patients

DISTRICT	Count
COLOMBO	44
PUTTALAM	31
KALUTARA	26
GAMPAHA	13
KANDY	7
RATNAPURA	3
KURUNEGALA	3
GALLE	1
KEGALLE	1
BATTICOLOA	1
BADULLA	1
JAFFNA	7
MATARA	2
MATALE	0
NUWARAELIYA	0
HAMBANTOTA	0
KILINOCHCHI	0
MANNAR	0
VAVUNIA	0
MULLATIVU	0
AMPARA	0
TRINCOMALEE	0
ANURADHAPURA	0
POLONNARUWA	0
MONERAGALA	0
KALMUNAI	0
QUARANTINE CENTERS	37
FOREIGNERS	3
Total	180*