



Epidemiology Unit

Ministry of Health & Indigenous Medical Services

231, De Saram Place, Colombo 10, Sri Lanka

Tele: (+94 11) 2695112, 2681548, 4740490, 4740491, 4740492 Fax: (+94 11) 2696583 E-mail: chepid@slt.net.lk, epidunit@slt.net.lk Web: www.epid.gov.lk

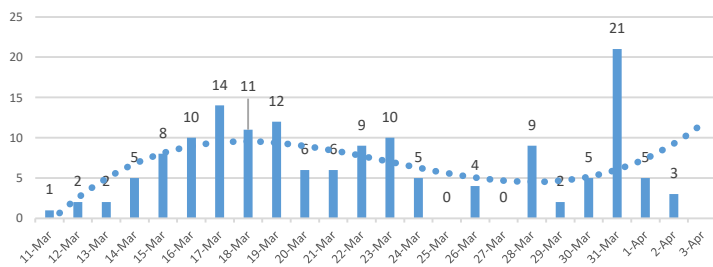
Coronavirus disease 2019 (COVID-19) - Situation Report – 03.04.2020 – 10.00am

An outbreak of pneumonia of unknown reason was first reported on 31st December 2019 from Wuhan City in Hubei Province of China. On 7th Jan 2020, it was diagnosed as “Novel Corona Virus”. On 30/01, WHO has declared it as a Public Health Emergency of International Concern (PHEIC). On 11/02/2020 the WHO renamed the disease as COVID-19 and on 11/03/2020 declared as pandemic. The incubation period is reported as 2-14 days.

Local Situation

Total Number Confirmed	151*
Total Number Recovered	22
Total Number of Deaths	4
Confirmed and hospitalized - today 10am	125**
Suspected and hospitalized - today 10am	250#

New patients - Sri Lanka



Details of COVID 19 diagnosed patients – Last 24H

Number inward as at yesterday-10 am	COVID 19 Positive - last 24H	Recovered and discharged from the hospital - last 24H	Number of deaths - last 24H	Number inward as at today-10 am
124	3	1	1	125**

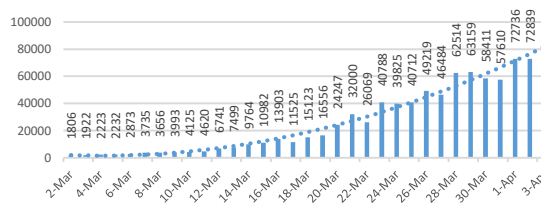
Hospital distribution of COVID 19 diagnosed patients

	Inward Today 10am			Discharged during last 24H		
	SL	Foreign	Total	SL	Foreign	Total
NIID	97	2	99	1	0	1
BH Welikanda	12	0	12	0	0	0
Colombo East Base Hospital	14	0	14	0	0	0
Total	123	2	125**	1	0	1

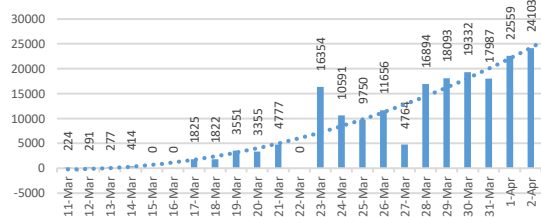
Global Situation

- 896450 – Laboratory_confirmed cases
 - 45526 - deaths
 - Patients from 204 countries/territories
- Ref. WHO situation report - 02/04/2020

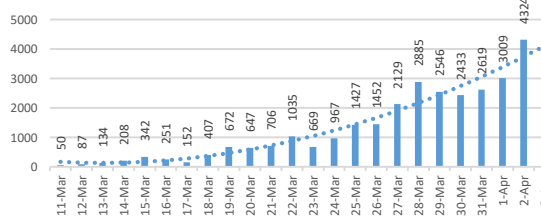
New Patients - Global



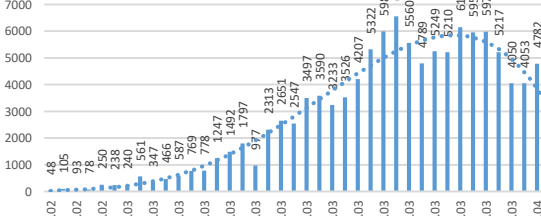
New Patients - USA



New Patients -United Kingdom



New Patients - Italy



Number of COVID -19 suspected patients –250#

Hospital	Total suspected up to now			Today 10am		
	SL	Forei.	Total	SL	Forei.	Total
NIID	520	74	594	5	0	5
NHSL	180	7	187	9	0	9
TH Ragama	177	4	181	16	0	16
TH Karapitiya	157	17	174	1	0	1
TH A'pura	74	2	76	12	0	12
TH Kurun.	150	1	151	9	0	9
TH Jaffna	45	1	46	4	0	4
NH Kandy	78	6	84	1	0	1
TH Battico.	37	0	37	2	0	2
DGH Gampaha	156	4	160	6	0	6
DGH Negombo	229	13	242	15	0	15
TH Rathn.	107	0	107	8	0	8
PGH Badulla	31	1	32	0	0	0
LRH	33	0	33	1	0	1
DMH	15	0	15	3	0	3
DGH Polon'wa	100	6	106	14	0	14
TH Kalubowila	35	0	35	8	0	8
Castle St TH	13	0	13	3	0	3
BH Ham'thota	81	1	82	11	0	11
BH Mona'gala	31	0	31	3	0	3
BH Welikanda	49	1	50	27	0	27
DGH Kaluthara	141	0	141	7	0	7
Chest H. Welisara	9	0	9	1	0	1
Colombo East Base Hospital	14	0	14	1	0	1
BH Homagama	103	2	105	72	1	73
Dr Neville F. Ho	22	0	22	3	0	3
G.H. Chilaw	166	0	166	4	0	4
G.H. Matara	8	1	9	1	0	1
KDU Hospital	3	0	3	1	0	1
G.H. Vavunia	26	0	26	1	0	1
Total	Incorrect to total as transfers counts in both the institutions			249	1	250#

Source : Epidemiology Unit, Disease Surveillance System

District Distribution of Confirmed Patients

DISTRICT	Count
COLOMBO	36
PUTTALAM	25
KALUTARA	24
GAMPAHA	11
KANDY	4
RATNAPURA	3
KURUNEGALA	2
GALLE	1
KEGALLE	1
BATTICOLOA	1
BADULLA	1
JAFFNA	4
MATARA	1
MATALE	0
NUWARAELIYA	0
HAMBANTOTA	0
KILINOCHCHI	0
MANNAR	0
VAVUNIA	0
MULLATIVU	0
AMPARA	0
TRINCOMALEE	0
ANURADHAPURA	0
POLONNARUWA	0
MONERAGALA	0
KALMUNAI	0
QUARANTINE CENTERS	34
FOREIGNERS	3
Total	151*